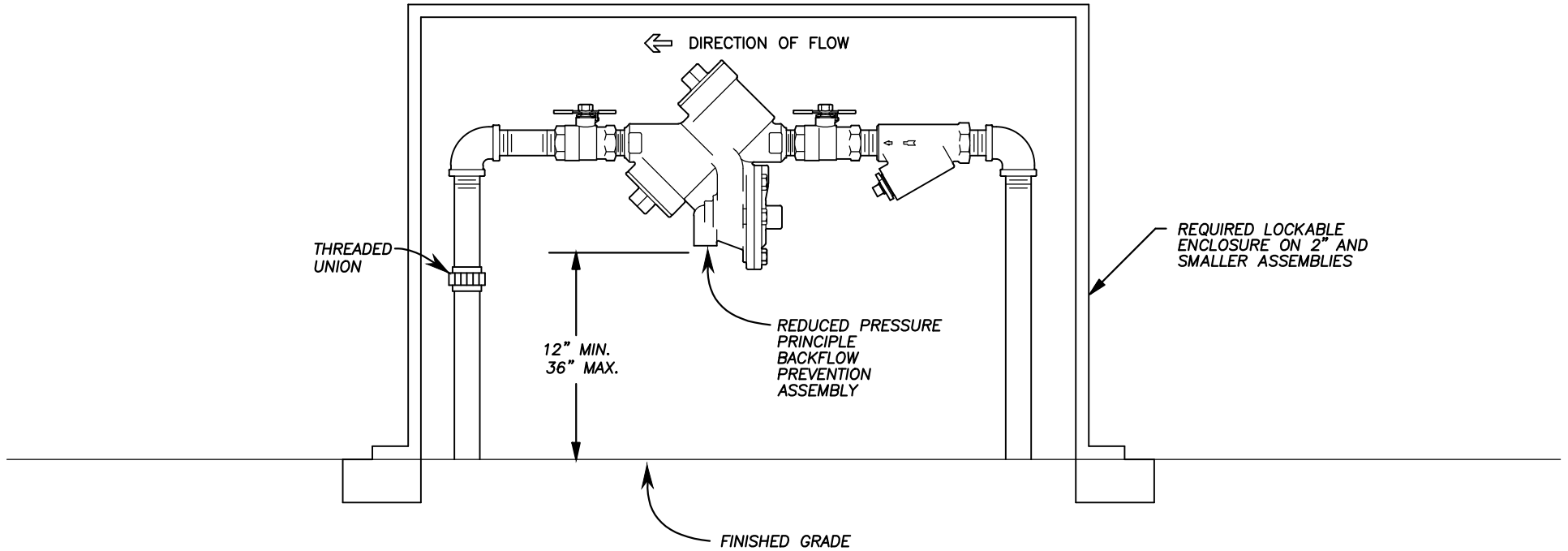



NOT TO SCALE



CONSTRUCTION NOTES:

1. THE ASSEMBLY SHALL BE LOCATED AS CLOSE AS PRACTICAL TO THE WATER METER WITHIN CUSTOMER'S PROPERTY. ALLOW SUFFICIENT ROOM BETWEEN ASSEMBLY AND PROPERTY LINE FOR INSTALLATION OF LOCKABLE ENCLOSURE.
2. LOCKABLE ENCLOSURE REQUIRED ON ASSEMBLIES 2" AND SMALLER. ENCLOSURE MUST MEET CLEARANCE, ACCESS AND DRAINAGE REQUIREMENTS.
3. THERE SHALL BE NO VALVE, TAP, TEE OR SERVICE CONNECTION BETWEEN THE METER AND THE ASSEMBLY.
4. MINIMUM OF 12" CLEARANCE FOR TEST COCKS, AND MINIMUM 12" TO A MAXIMUM OF 36" CLEARANCE FROM BOTTOM OF THE RELIEF VALVE TO GROUND.
5. ASSEMBLY TYPE AND LOCATION REQUIRES APPROVAL BY ROWLAND WATER DISTRICT PRIOR TO INSTALLATION. ASSEMBLY MUST BE ACCESSIBLE FOR TESTING AND REPAIR.
6. THE ASSEMBLY MUST BE TESTED BY A CERTIFIED BACKFLOW PREVENTION TESTER WITHIN 30 DAYS OF THE INSTALL DATE AND ANNUALLY THEREAFTER.
7. ANY DEVIATION FROM THE METHOD DESCRIBED ABOVE MUST RECEIVE WRITTEN APPROVAL FROM THE DISTRICT PRIOR TO INSTALLATION.

REDUCED PRESSURE PRINCIPLE BACKFLOW PREVENTION ASSEMBLY (2-INCH AND SMALLER)

APPROVED BY:

TOM COLEMAN
GENERAL MANAGER
07/07/2023
DATE



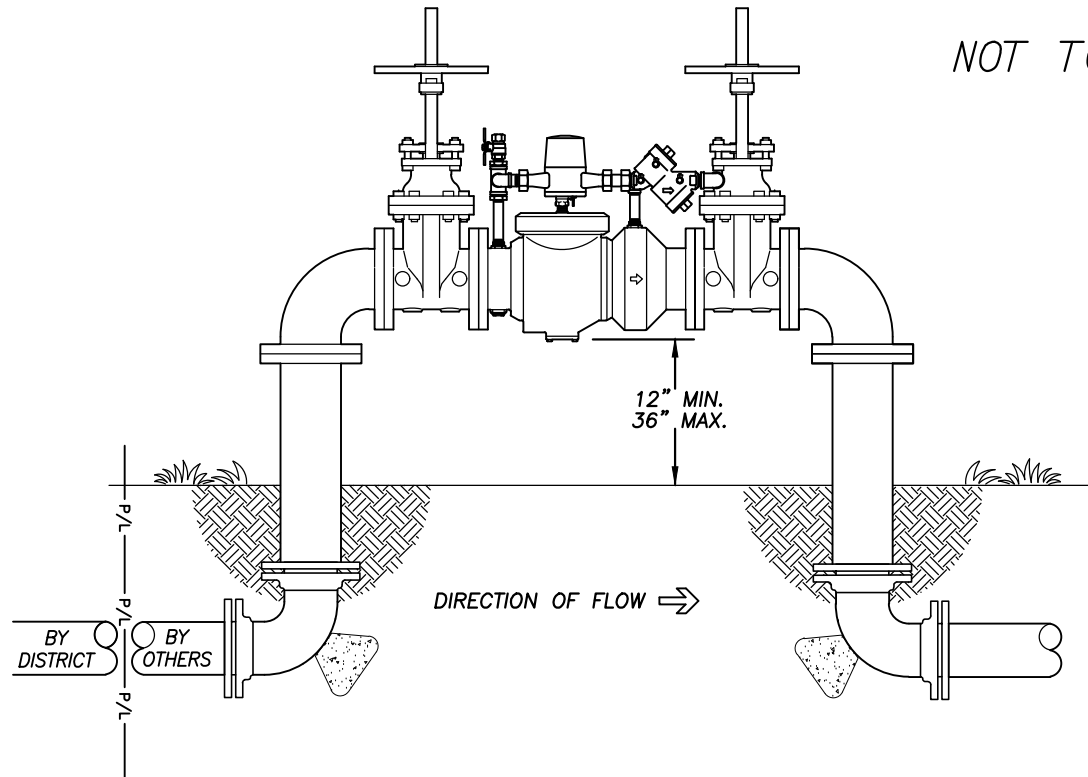
DRAWING #
W-11
REVISION DATE:
JUNE
2023

ROWLAND WATER DISTRICT

REDUCED PRESSURE PRINCIPLE
BACKFLOW DETAIL

1
OF 2

NOT TO SCALE



CONSTRUCTION NOTES:

1. THE ASSEMBLY SHALL BE LOCATED AS CLOSE AS PRACTICAL TO THE WATER METER WITHIN CUSTOMER'S PROPERTY. ALLOW SUFFICIENT ROOM BETWEEN ASSEMBLY AND PROPERTY LINE FOR INSTALLATION OF LOCKABLE ENCLOSURE.
2. LOCKABLE ENCLOSURE REQUIRED ON ASSEMBLIES 2" AND SMALLER. ENCLOSURE MUST MEET CLEARANCE, ACCESS AND DRAINAGE REQUIREMENTS.
3. THERE SHALL BE NO VALVE, TAP, TEE OR SERVICE CONNECTION BETWEEN THE METER AND THE ASSEMBLY.
4. MINIMUM OF 12" CLEARANCE FOR TEST COCKS, AND MINIMUM 12" TO A MAXIMUM OF 36" CLEARANCE FROM BOTTOM OF THE RELIEF VALVE TO GROUND.
5. ASSEMBLY TYPE AND LOCATION REQUIRES APPROVAL BY ROWLAND WATER DISTRICT PRIOR TO INSTALLATION. ASSEMBLY MUST BE ACCESSIBLE FOR TESTING AND REPAIR.
6. THE ASSEMBLY MUST BE TESTED BY A CERTIFIED BACKFLOW PREVENTION TESTER WITHIN 30 DAYS OF THE INSTALL DATE AND ANNUALLY THEREAFTER.
7. ANY DEVIATION FROM THE METHOD DESCRIBED ABOVE MUST RECEIVE WRITTEN APPROVAL FROM THE DISTRICT PRIOR TO INSTALLATION.

REDUCED PRESSURE PRINCIPLE BACKFLOW PREVENTION ASSEMBLY (GREATER THAN 2-INCH)

APPROVED BY:

TOM COLEMAN
GENERAL MANAGER

DATE



DRAWING #

W-11

REVISION DATE:

JUNE
2023

ROWLAND WATER DISTRICT

REDUCED PRESSURE PRINCIPLE
BACKFLOW DETAIL

2
OF 2