



Board of Directors *Regular Meeting*



COMMUNICATION
Sharing our value with
the community

ENGAGEMENT
Building awareness and participation
within our organization, our community
and our industry

TEAMWORK
Connecting with each other to
advance the organization

RESILIENCE
Adapting well in the face
of adversity

ACCOUNTABILITY
Acting responsibly and with our
customers in mind

EXCELLENCE
Providing the very best for
our customers

April 11, 2023, at 6:00 p.m.

3021 Fullerton Road, Rowland Heights, CA 91748
(562) 697-1726 | RWD.org



AGENDA

Regular Meeting of the Board of Directors
3021 Fullerton Road
Rowland Heights, CA 91748
April 11, 2023 -- 6:00 PM

Agenda materials are available for public review at <https://www.rwd.org/agendas-minutes/>. Materials related to an item on this Agenda submitted after distribution of the Agenda packet are available for public review at the District office located at 3021 Fullerton Road, Rowland Heights, CA 91748.

CALL TO ORDER

PLEDGE OF ALLEGIANCE

ROLL CALL OF DIRECTORS

Szu Pei Lu-Yang, President
John Bellah, Vice President
Vanessa Hsu
Robert W. Lewis
Anthony J. Lima

ADDITION(S) TO THE AGENDA

PUBLIC COMMENT ON NON-AGENDA ITEMS

Any member of the public wishing to address the Board of Directors regarding items not on the Agenda within the subject matter jurisdiction of the Board should do so at this time. With respect to items on the agenda, the Board will receive public comments at the time the item is opened for discussion, prior to any vote or other Board action. A three-minute time limit on remarks is requested.

Any person may make a request for a disability-related modification or accommodation needed for that person to be able to participate in the public meeting by telephoning Gabriela Sanchez, Executive Assistant, at (562) 383-2323, or writing to Rowland Water District, at 3021 Fullerton Road, Rowland Heights, CA 91748. Requests must specify the nature of the disability and the type of accommodation requested. A telephone number or other contact information should be included so that District staff may discuss appropriate arrangements. Anyone requesting a disability-related accommodation should make the request with adequate time prior to the meeting in order for the District to provide the requested accommodation.

Any member of the public wishing to participate in the meeting, who requires a translator to understand or communicate in English, should arrange to bring a translator with them to the meeting.

1. CONSENT CALENDAR

All items under the Consent Calendar are considered to be routine matters, status reports, or documents covering previous Board instruction. The items listed on the Consent Calendar will be enacted by one motion unless separate discussion is requested.

1.1 [Approval of the Minutes of Regular Board Meeting held on March 14, 2023](#)

Recommendation: The Board of Directors approve the Minutes as presented.

1.2 [Approval of the Minutes of Special Board Meeting held on March 28, 2023](#)

Recommendation: The Board of Directors approve the Minutes as presented.

1.3 [Demands on General Fund Account for February 2023](#)

Recommendation: The Board of Directors approve the demands on the general fund account as presented.

1.4 [Investment Report for February 2023](#)

Recommendation: The Board of Directors approve the Investment Report as presented.

1.5 [Water Purchases for February 2023](#) - For information only.

1.6 [California Reservoir Conditions](#) – For information only.

Next Special Board Meeting: April 25, 2023

Next Regular Board Meeting: May 2, 2023

2. ACTION ITEMS

This portion of the Agenda is for items where staff presentations and Board discussions are needed prior to formal Board action.

2.1 [Review and Approve Directors' Meeting Reimbursement March 2023](#)

Recommendation: The Board of Directors approve the Meeting Reimbursements as presented.

2.2 **Discuss Possible Adjustment to Director Compensation and Instruct Staff Regarding Next Steps**

Recommendation: The Board of Directors discuss a possible adjustment to Director compensation and whether it should instruct staff to take the necessary steps to schedule a public hearing on such adjustment

3. PUBLIC RELATIONS

3.1 [Communications Outreach](#)

CV Strategies

3.2 [Education Update](#)

Brittnie Gildea

4. DISCUSSION OF UPCOMING CONFERENCES, WORKSHOPS, OR EVENTS

(Including items that may have arisen after posting of the agenda)

4.1 [TVMWD Leadership Breakfast – June 29, 2023](#)

4.2 [CSDA Special Districts Legislative Days \(Sacramento\) – May 16-17, 2023](#)

5. LEGISLATIVE INFORMATION

6. REVIEW OF CORRESPONDENCE

6.1 [Rowland Unified School District Correspondence Dated March 16, 2023](#)

6.2 [Inter-Valley Hospital & Institution Correspondence Dated March 29, 2023](#)

7. COMMITTEE & ORGANIZATION REPORTS *(verbal reports)*

- | | | |
|------|---|--------------------------|
| 7.1 | Joint Powers Insurance Authority | Directors Lu-Yang/Hsu |
| 7.2 | Three Valleys Municipal Water District | Directors Lu-Yang/Lima |
| 7.3 | Association of California Water Agencies
▪ ACWA Election Authorized Voting Representative Form | Directors Lewis/Bellah |
| 7.4 | Puente Basin Water Agency | Directors Lima/Lewis |
| 7.5 | Project Ad-Hoc Committee | Directors Lima/Lu-Yang |
| 7.6 | Regional Chamber of Commerce-Government Affairs Committee | Directors Lewis/Bellah |
| 7.7 | P-W-R Joint Water Line Commission | Directors Lima/Bellah |
| 7.8 | Sheriff's Community Advisory Council | Directors Lu-Yang |
| 7.9 | Rowland Heights Community Coordinating Council | Directors Lu-Yang/Bellah |
| 7.10 | Local Agency Formation Commission | Director Lewis |

8. OTHER REPORTS, INFORMATION ITEMS AND COMMENTS

- | | | |
|-----|--------------------------------|-------------------------|
| 8.1 | Finance Report | Mrs. Malner |
| 8.2 | Operations Report | Mr. Davidson/Mr. Moisio |
| 8.3 | Personnel Report | Mr. Coleman |

9. ATTORNEY'S REPORT

Mr. Byrne

10. CLOSED SESSION

a. CONFERENCE WITH REAL PROPERTY NEGOTIATOR – [§54956.8]

Property:	Portion of Property Located at 839 S. Azusa Avenue City of Industry, CA
District Negotiator:	Tom Coleman, General Manager
Negotiating Parties:	City of Industry
Under Negotiation:	Price and Terms

b. CONFERENCE WITH REAL PROPERTY NEGOTIATOR – [§54956.8]

Property:	Assessor Parcel Numbers 8266-002-900, 8266-002-901 and 8269-003-903
District Negotiator:	Tom Coleman, General Manager
Negotiating Parties:	Puente Hills Habitat Authority
Under Negotiation:	Price and Terms of Payment

11. RECONVENVE/REPORT ON CLOSED SESSION

General Manager's and Directors' Comments

Future Agenda Items

Late Business

No action shall be taken on any items not appearing on the posted agenda, except upon a determination by a majority of the Board that an emergency situation exists, or that the need to take action arose after the posting of the agenda.

ADJOURNMENT

President SZU PEI LU-YANG, Presiding



Minutes of the Regular Meeting
of the Board of Directors of the Rowland Water District
March 14, 2023 – 6:00 p.m.
3021 Fullerton Road
Rowland Heights, CA 91748

PLEDGE OF ALLEGIANCE

ROLL CALL OF DIRECTORS

President Szu Pei Lu-Yang
Vice President John Bellah
Director Vanessa Hsu
Director Robert W. Lewis
Director Anthony J. Lima

ABSENT:

None.

OTHERS PRESENT:

Joseph Byrne, Legal Counsel, Best, Best & Krieger
Erin LaCombe, CV Strategies
Tara Bravo Mulally, CV Strategies
Jody Roberto, TVMWD
Mike Ti, TVMWD
Sylvie Lee, TVMWD
Kyle Miller, Office of Senator Bob Archuleta

ROWLAND WATER DISTRICT STAFF

Tom Coleman, General Manager
Dusty Moisio, Assistant General Manager
Myra Malner, Director of Finance
Allen Davidson, Director of Operations
Gabby Sanchez, Executive Assistant
Brittnie Gildea, Education and Outreach Coordinator

ADDITION(S) TO THE AGENDA

None.

1. CONSENT CALENDAR

Upon motion by Director Lewis, seconded by Director Lima, the Consent Calendar was unanimously approved as follows:

- 1.1 Approval of Minutes of Regular Board Meeting Held on February 14, 2023
- 1.2 Approval of Minutes of Special Board Meeting Held on February 28, 2023
- 1.3 Demands on General Fund Account for January 2023
- 1.4 Investment Report for January 2023
- 1.5 Water Purchases for January 2023
- 1.6 California Reservoir Conditions

(Motion pass 5-0)

Next Special Board Meeting: March 28, 2023, 6:00 p.m.

Next Regular Board Meeting: April 11, 2023, 6:00 p.m.

2. ACTION ITEMS

2.1 Review and Approve Directors' Meeting Reimbursements for February 2023

Upon motion by Director Lima, seconded by Director Lewis, the Board unanimously approved the Directors' Meeting Reimbursement Report as presented. (Motion pass 5-0)

2.2 Consider Approval of Indemnity Agreement for Temporary Storage of Employees Camping Trailers Equipment and/or Motorhomes

General Manager Tom Coleman reviewed and discussed details of the Indemnity Agreement and answered questions posed by Board members.

By consensus of the Board, upon motion by Director Lima, seconded by Director Hsu, the Indemnity Agreement for the Temporary Storage of Employee Camping Trailer Equipment and/or Motorhomes was unanimously approved. (Motion pass 5-0)

2.3 Consider Appropriation of Funds for the RWD Residential Landscape Makeover

Assistant General Manager Dusty Moio presented on matters relative to the District's Residential Landscape Makeover Program's funding mechanisms and project concepts.

Upon motion by Director Bellah, seconded by Director Lima, the Board unanimously approved the reappropriation of funds in the amount of \$40,000 from the Low-Income Assistance Fund Program to the Residential Landscape Makeover Program. (Motion pass 5-0)

2.4 Authorize Per Diem Compensation for Board of Director Attendance to District-Hosted Landscape Workshop Classes

Discussion was held regarding Board Member compensable meetings and their attendance at District-hosted workshop classes.

Upon motion by Director Lima, seconded by Director Lewis, the Board unanimously authorized payment of per diem compensation for Board of Director attendance at District-hosted landscape workshops. (Motion pass 5-0)

3. PUBLIC RELATIONS

3.1 Communications Outreach (CV Strategies)

Ms. Erin LaCombe advised the Board that the article recognizing Brian Bowcock's years of service to the water industry earned media recognition from ACWA, as did the Splash Cash

article from CSDA. She reported on additional activities relative to customer communications and ended her report by showcasing the updated version of the District's history video.

3.2 Education Update

Education and Outreach Coordinator Brittne Gildea provided updates on community outreach and water education activities listed in the Education Outreach Report such as the District's participation in the Rowland Heights Literacy Fair, District-hosted landscape series classes, 'Fix a Leak' week, and the Mini Science and Solar Challenge programs.

4. DISCUSSION OF UPCOMING CONFERENCES, WORKSHOPS, OR EVENTS (INCLUDING ITEMS THAT MAY HAVE ARISEN AFTER THE POSTING OF THE AGENDA)

- Director Lewis expressed interest in attending the March 23, 2023, ACWA Legislative Symposium in Sacramento and requested that staff move forward with his registration.

5. LEGISLATIVE INFORMATION

General Manager Tom Coleman reported on the following matters:

- A memorandum dated February 15, 2023, issued by Reeb Government Relations pertaining to Executive Order N-2-2023.
- Calmatters.org article, written by Alastair Bland and published on February 23, 2023, pertaining to California State Water Board's decision to temporarily increase storage in the Central Valley reservoirs.

6. REVIEW OF CORRESPONDENCE

- 6.1** Discussion was entertained regarding a La Habra Heights County Water District notification (dated February 22, 2023) regarding notification levels of PFOA and PFHxS.

7. COMMITTEE REPORTS

- 7.1 Joint Powers Insurance Authority** – None.

- 7.2 Three Valleys Municipal Water District** – Director Lima spoke on business matters from the February 15, 2023, and March 1, 2023, TVMWD Board meetings.

- 7.3 Association of California Water Agencies** – Director Lewis advised that the April 6, 2023, Region 8 Board meeting will be held at Rowland Water District.

- 7.4 Puente Basin Water Agency (PBWA)** – None.

- 7.5 Project Ad-Hoc Committee** – None.

- 7.6 Regional Chamber of Commerce** – Director Bellah reported on SB 366 (Caballero): *The California Water Plan: long-term supply targets*, as discussed at the March 12, 2023, RCC Government Affairs Committee.

- 7.7 P-W-R Joint Waterline Commission** – None.

7.8 Sheriff's Community Advisory Council - Nothing to report.

7.9 Rowland Heights Community Coordinating Council (RHCCC) – Nothing to report.

7.10 Local Agency Formation Commission – Director Lewis reported on his attendance at the March 8, 2023, Commission meeting,

8. OTHER REPORTS, INFORMATION ITEMS AND COMMENTS

8.1 Finance Report

Director of Finance, Myra Malner, presented a year-to-date Financial Dashboard containing comparative graphs of Revenue and Expense by Category and Consumption by Class through January 2022.

8.2 Operations Report

Director of Operations, Allen Davidson, provided the Board with field operations tasks completed during the month of February 2023 (as listed below):

- Water Samples – 136
- Site Inspections - 76
- Service Orders Completed - 376
- Meters Replaced - 96
- Modules Replaced - 6
- Dig Alerts – 272
- Service Lines Replaced- 6
- System Valves Replaced- 0
- Air Releases Inspections - 5
- Recycled Water Inspections – 8

8.3 Personnel Report – General Manager Tom Coleman reported on the recruitment status of the Water Maintenance I position and internship program.

9. ATTORNEY'S REPORT – none.

10. ADJOURN TO CLOSED SESSION – 7:56 p.m.

Legal Counsel, Joseph P. Byrne, adjourned the meeting into closed session at 7:56 p.m., announced the purpose of the closed session and the provisions of the Brown Act authorizing the closed session, as follows:

a. Conference with Real Property Negotiator – [§54956.8]

Property: Portion of Property Located at
839 S. Azusa Ave., City of Industry, CA
District Negotiator: Tom Coleman, General Manager
Negotiating Parties: City of Industry
Under Negotiation: Price and Terms

b. Conference with Real Property Negotiator – [§54956.8]

Property: Assessor Parcel Numbers 8266-002-900, 8266-002-901 and
8269-003-903
District Negotiator: Tom Coleman, General Manager

Negotiating Parties: Puente Hills Habitat Authority
Under Negotiation: Price and Terms of Payment

c. Public Employment– [§54957]

Title: 1. Compliance and Safety Manager
2. Executive Services Manager

d. Conference with Labor Negotiators [§54957.6]

Agency Designated Representative: Tom Coleman

Unrepresented Employees: Compliance and Safety Manager and Executive Services Manager

e. Conference with Labor Negotiators [§54957.6]

Agency Designated Representative: Tom Coleman

Unrepresented Employees: Rowland Water District Employees

11. RECONVENE/ REPORT ON CLOSED SESSION – 8:35 p.m.

General Counsel reported that there was no action taken in closed session.

General Manager's and Directors' Comments – As a matter of information, Director Bellah distributed water-related articles for Board review.

Future Agenda Item(s) – None.

Late Business – None.

A motion was made by Director Hsu, seconded by Director Lima, and unanimously carried to adjourn the meeting. The meeting was adjourned at 8:43 p.m.

SZU PEI LU-YANG
Board President

Attest: _____
TOM COLEMAN
Board Secretary



Minutes of the Special Meeting
of the Board of Directors of the Rowland Water District
March 28, 2023 – 6:05 p.m.
3021 Fullerton Road
Rowland Heights, CA 91748

PLEDGE OF ALLEGIANCE

ROLL CALL OF DIRECTORS

President Szu Pei Lu-Yang
Vice President John Bellah
Director Vanessa Hsu
Director Robert W. Lewis
Director Anthony J. Lima

ABSENT:

None.

OTHERS PRESENT:

Erin LaCombe, CV Strategies
Tara Bravo Mulally, CV Strategies
Mike Hatton, CV Strategies
Blake Ward, CV Strategies

ROWLAND WATER DISTRICT STAFF

Tom Coleman, General Manager
Dusty Moisio, Assistant General Manager
Allen Davidson, Director of Operations
Myra Malner, Director of Finance
Gabby Sanchez, Executive Assistant

ADDITION(S) TO THE AGENDA

None.

PUBLIC COMMENT ON NON-AGENDA ITEM

None.

1. ACTION ITEMS

1.1 Board Development Workshop Facilitated by Erin LaCombe, CV Strategies

Ms. Erin LaCombe of CV Strategies facilitated an interactive training session on leadership communication with Board members and District staff. As this was an informational workshop session, no Board action was taken.

1.2 Review and Discussion of Board Member Compensation

General Manager Tom Coleman lead discussion regarding Rowland Water District's Board members' compensation for each day's service rendered as a member of the Board. Discussion ensued regarding increasing the amount of compensation and other requirements entailed in this process. As this was an informational item only, no Board action was taken. However, staff advised that this matter would be agendized for further Board discussion at the April 11, 2023, regular Board meeting.

2. CLOSED SESSION

A closed session was not held in connection with the items listed below:

a. CONFERENCE WITH REAL PROPERTY NEGOTIATOR – [\$54956.8]

Property: Portion of Property Located at 839 S. Azusa Avenue
City of Industry, CA
District Negotiator: Tom Coleman, General Manager
Negotiating Parties: City of Industry
Under Negotiation: Price and Terms

b. CONFERENCE WITH REAL PROPERTY NEGOTIATOR – [\$54956.8]

Property: Assessor Parcel Numbers 8266-002-900, 8266-002-901 and
8269-003-903
District Negotiator: Tom Coleman, General Manager
Negotiating Parties: Puente Hills Habitat Authority
Under Negotiation: Price and Terms of Payment

General Manager's and Directors' Comments

- General Manager Tom Coleman addressed Governor Newsom's March 24, 2023, announcement on changes to emergency drought provisions.
- Director John Bellah spoke on details regarding the ACWA Region 9 tour of the Salton Sea that both he and Director Hsu participated in on March 27, 2023.

Future Agenda Item(s) – None.

Late Business – None.

A motion was made by Director Hsu, seconded by Director Lima, and unanimously carried to adjourn the meeting. The meeting was adjourned at 8:41p.m.

SZU PEI LU-YANG
Board President

Attest: _____
TOM COLEMAN
Board Secretary

Report Criteria:

Report type: GL detail

GL Period	Check Issue Date	Check Number	Vendor Number	Payee	Description	Check Amount
21523						
02/23	02/15/2023	21523	62493	CADWAY INC (CAL DOMESTIC WATER	WATER CHARGE	67,260.64
Total 21523:						67,260.64
31601						
02/23	02/03/2023	31601	1050	ACWA JOINT POWERS INSURANCE A	WORKERS' COMP QUARTERLY PREMIUM	16,939.04
Total 31601:						16,939.04
31602						
02/23	02/03/2023	31602	1000	ACWA JPIA	EMPLOYEE HEALTH BENEFITS	52,559.78
02/23	02/03/2023	31602	1000	ACWA JPIA	EMPLOYEE VISION BENEFITS	644.40
02/23	02/03/2023	31602	1000	ACWA JPIA	EMPLOYEE ASSISTANCE PROGRAM	59.52
02/23	02/03/2023	31602	1000	ACWA JPIA	EMPLOYEE DENTAL BENEFITS	3,376.08
02/23	02/03/2023	31602	1000	ACWA JPIA	RETIREES HEALTH BENEFITS	10,060.53
02/23	02/03/2023	31602	1000	ACWA JPIA	DIRECTORS HEALTH BENEFITS	9,011.59
Total 31602:						75,711.90
31603						
02/23	02/03/2023	31603	62622	AKM CONSULTING ENGINEERS	CUATRO BOOSTER STATION DESIGN	1,570.00
Total 31603:						1,570.00
31604						
02/23	02/03/2023	31604	62309	CITY OF INDUSTRY CITY HALL	RECYCLED WATER SYSTEM-CIP	940.80
02/23	02/03/2023	31604	62309	CITY OF INDUSTRY CITY HALL	RECYCLED WATER SYSTEM	3,033.60
Total 31604:						3,974.40
31605						
02/23	02/03/2023	31605	1900	CLINICAL LAB OF S B	WATER SAMPLES	2,970.00
Total 31605:						2,970.00
31606						
02/23	02/03/2023	31606	62439	CVSTRATEGIES	COMMUNICATION SERVICES-WEBSITE	393.75
02/23	02/03/2023	31606	62439	CVSTRATEGIES	COMMUNICATION SERVICES-STYLE GUIDE	4,206.25
02/23	02/03/2023	31606	62439	CVSTRATEGIES	COMMUNICATION SERVICES-PRESS RELEASES	3,995.00
02/23	02/03/2023	31606	62439	CVSTRATEGIES	COMMUNICATION SERVICES-OP-ED	1,372.50
02/23	02/03/2023	31606	62439	CVSTRATEGIES	COMMUNICATION SERVICES-GENERAL	1,003.75
02/23	02/03/2023	31606	62439	CVSTRATEGIES	COMMUNICATION SERVICES-BOARD SUPPORT	1,427.50
Total 31606:						12,398.75
31607						
02/23	02/03/2023	31607	62652	DAVID TAPIA	TOTAL EXPENSES-D3 EXAM & CERTIFICATION FE	190.00
Total 31607:						190.00
31608						
02/23	02/03/2023	31608	62792	ESMERALDA MALNER	TOTAL EXPENSES-CPA LICENSE RENEWAL	280.00

GL Period	Check Issue Date	Check Number	Vendor Number	Payee	Description	Check Amount
Total 31608:						280.00
31609						
02/23	02/03/2023	31609	62788	FASTENAL COMPANY	TOOLS & SUPPLIES	485.62
Total 31609:						485.62
31610						
02/23	02/03/2023	31610	2550	FRONTIER	PHONE SERVICE	368.65
Total 31610:						368.65
31611						
02/23	02/03/2023	31611	5600	G M SAGER CONSTRUCTION	CONCRETE	1,512.50
Total 31611:						1,512.50
31612						
02/23	02/03/2023	31612	2630	HADDICK'S TOWING INC	420 NEW BACKHOE	300.00
Total 31612:						300.00
31613						
02/23	02/03/2023	31613	62624	HASA INC	CHEMICALS FOR RCS	241.10
02/23	02/03/2023	31613	62624	HASA INC	CHEMICALS FOR RCS	294.68
02/23	02/03/2023	31613	62624	HASA INC	CHEMICALS FOR RCS	375.04
02/23	02/03/2023	31613	62624	HASA INC	CHEMICALS FOR RCS	348.25
02/23	02/03/2023	31613	62624	HASA INC	CHEMICALS FOR RCS	267.89
02/23	02/03/2023	31613	62624	HASA INC	CHEMICALS FOR RCS	241.10
02/23	02/03/2023	31613	62624	HASA INC	CHEMICALS FOR RCS	401.85
02/23	02/03/2023	31613	62624	HASA INC	CHEMICALS FOR RCS	321.47
02/23	02/03/2023	31613	62624	HASA INC	CHEMICALS FOR RCS	482.21
02/23	02/03/2023	31613	62624	HASA INC	CHEMICALS FOR RCS	455.42
02/23	02/03/2023	31613	62624	HASA INC	CHEMICALS FOR RCS	589.38
02/23	02/03/2023	31613	62624	HASA INC	CHEMICALS FOR RCS	509.00
02/23	02/03/2023	31613	62624	HASA INC	CHEMICALS FOR RCS	401.85
Total 31613:						4,929.24
31614						
02/23	02/03/2023	31614	27211	HILL BROS CHEMICAL CO	CHEMICAL FOR WBS	1,119.15
Total 31614:						1,119.15
31615						
02/23	02/03/2023	31615	62664	M & J TREE SERVICE	COMPLETE CLEAN UP-PINE	2,450.00
02/23	02/03/2023	31615	62664	M & J TREE SERVICE	MAINTENANCE FOR NOV 2022-WBS	600.00
Total 31615:						3,050.00
31616						
02/23	02/03/2023	31616	62573	MANAGED MOBILE INC	SAFETY INSPECTION-TRUCK #28	356.83
Total 31616:						356.83

GL Period	Check Issue Date	Check Number	Vendor Number	Payee	Description	Check Amount
31617						
02/23	02/03/2023	31617	62448	PARS	GASBY 45 MANAGEMENT FEE	1,389.30
Total 31617:						1,389.30
31618						
02/23	02/03/2023	31618	5000	PUENTE BASIN WATER AGENCY	WEST YOST-DEC 2022	3,143.75
02/23	02/03/2023	31618	5000	PUENTE BASIN WATER AGENCY	LASER-DEC 2022	1,100.00
02/23	02/03/2023	31618	5000	PUENTE BASIN WATER AGENCY	CIVILTEC-DURWARD WELL	5,527.55
02/23	02/03/2023	31618	5000	PUENTE BASIN WATER AGENCY	SERVICE & REG FEE-1905 FAIRPLEX	25.50
02/23	02/03/2023	31618	5000	PUENTE BASIN WATER AGENCY	REEB-FEB 2023	1,666.67
02/23	02/03/2023	31618	5000	PUENTE BASIN WATER AGENCY	SCE 19846U COLIMA RD	14.48
02/23	02/03/2023	31618	5000	PUENTE BASIN WATER AGENCY	WWWD ADMIN COST OCT-DEC 2022	678.19
02/23	02/03/2023	31618	5000	PUENTE BASIN WATER AGENCY	WWWD PROJECT REIMBURSEMENT OCT-DEC 202	11,327.50
Total 31618:						23,483.64
31619						
02/23	02/03/2023	31619	62502	S & J SUPPLY COMPANY, INC	SUPLLIES FOR SERVICES	2,463.76
02/23	02/03/2023	31619	62502	S & J SUPPLY COMPANY, INC	SUPPLIES FOR SERVICES	2,341.00
02/23	02/03/2023	31619	62502	S & J SUPPLY COMPANY, INC	MATERIAL FOR COLIMA WIDENING	18,090.74
02/23	02/03/2023	31619	62502	S & J SUPPLY COMPANY, INC	MATERIAL FOR COLIMA WIDENING	1,719.05
Total 31619:						24,614.55
31620						
02/23	02/03/2023	31620	5800	SO CALIFORNIA EDISON	OFFICE & PUMPING POWER	37,615.21
02/23	02/03/2023	31620	5800	SO CALIFORNIA EDISON	OFFICE & PUMPING POWER	4,179.46
Total 31620:						41,794.67
31621						
02/23	02/03/2023	31621	3550	SOUTHERN COUNTIES FUELS	UNLEADED FUEL	5,177.16
02/23	02/03/2023	31621	3550	SOUTHERN COUNTIES FUELS	FUEL SURCHARGE	9.92
02/23	02/03/2023	31621	3550	SOUTHERN COUNTIES FUELS	REGULATORY COMPLIANCE	12.95
02/23	02/03/2023	31621	3550	SOUTHERN COUNTIES FUELS	TAX	235.55
Total 31621:						5,435.58
31622						
02/23	02/03/2023	31622	62521	TRIPEPI SMITH & ASSOCIATES	MONTHLY WEBSITE MAINTENANCE	375.00
Total 31622:						375.00
31623						
02/23	02/03/2023	31623	382	W A RASIC CONSTRUCTION CO INC	JOB 22TX26-COLIMA WIDENING	2,258.80
02/23	02/03/2023	31623	382	W A RASIC CONSTRUCTION CO INC	JOB 22TX26-COLIMA WIDENING	2,173.20
Total 31623:						4,432.00
31624						
02/23	02/06/2023	31624	1400	BADGER METER INC	8" M2000 MAG METER/REMOTE DISPLAY/15' CABL	4,060.00
02/23	02/06/2023	31624	1400	BADGER METER INC	TAX	385.70
02/23	02/06/2023	31624	1400	BADGER METER INC	SHIPPING	269.57
Total 31624:						4,715.27

GL Period	Check Issue Date	Check Number	Vendor Number	Payee	Description	Check Amount
31625						
02/23	02/06/2023	31625	62845	BELLFLOWER SOMERSET MUTUAL W	PROFESSIONAL SERVICES-JOHN POEHLER	5,626.56
Total 31625:						5,626.56
31626						
02/23	02/06/2023	31626	62859	EMERGENCY PLANNING CONSULTAN	HAZARD MITIGATION PLAN	57,500.00
02/23	02/06/2023	31626	62859	EMERGENCY PLANNING CONSULTAN	HAZARD MITIGATION PLAN	37,500.00
Total 31626:						95,000.00
31627						
02/23	02/06/2023	31627	62849	HAYES AUTOMATION INC.	WATER QUALITY TESTING SUPPLIES	3,882.05
Total 31627:						3,882.05
31628						
02/23	02/06/2023	31628	27211	HILL BROS CHEMICAL CO	CHEMICAL FOR RES	429.66
Total 31628:						429.66
31629						
02/23	02/06/2023	31629	244	INFOSEND INC	BILLING SERVICE	1,874.84
02/23	02/06/2023	31629	244	INFOSEND INC	BILLING SERVICE	3,332.05
Total 31629:						5,206.89
31630						
02/23	02/06/2023	31630	62715	MULTIQUIP INC	STUDIO GENSET (SEE ATTACHED)	150,422.27
Total 31630:						150,422.27
31631						
02/23	02/06/2023	31631	62858	NORTHSTAR CHEMICAL	CHEMICAL-WBS	2,096.02
Total 31631:						2,096.02
31632						
02/23	02/06/2023	31632	62848	PHILADELPHIA SECURITY PRODUCTS	MASTER LOCK	1,956.50
Total 31632:						1,956.50
31633						
02/23	02/06/2023	31633	5740	QUINN COMPANY	420 FIT-NEW BACKHOE	65.04
02/23	02/06/2023	31633	5740	QUINN COMPANY	420 FIT-NEW BACKHOE	146.46
Total 31633:						211.50
31634						
02/23	02/06/2023	31634	62502	S & J SUPPLY COMPANY, INC	MATERIALS FOR SERVICES	8,321.61
02/23	02/06/2023	31634	62502	S & J SUPPLY COMPANY, INC	TAX	790.56
02/23	02/06/2023	31634	62502	S & J SUPPLY COMPANY, INC	MATERIAL FOR COLIMA WIDENING	380.62
02/23	02/06/2023	31634	62502	S & J SUPPLY COMPANY, INC	SUPPLIES FOR MAINS	586.92
02/23	02/06/2023	31634	62502	S & J SUPPLY COMPANY, INC	MATERIAL FOR COLIMA WIDENING	122.97
Total 31634:						10,202.68

GL Period	Check Issue Date	Check Number	Vendor Number	Payee	Description	Check Amount
31635						
02/23	02/06/2023	31635	5900	SOCALGAS	GAS UTILITY BILL	1,279.57
Total 31635:						1,279.57
31636						
02/23	02/06/2023	31636	62665	VERIZON	SCADA ALARM MODEM	6.12
Total 31636:						6.12
31637						
02/23	02/14/2023	31637	3375	ANTHONY J. LIMA	MILEAGE REIMBURSEMENT	62.36
Total 31637:						62.36
31638						
02/23	02/14/2023	31638	62860	AQUATIC INFORMATION INC	BASIC SUPPORT	2,092.00
Total 31638:						2,092.00
31639						
02/23	02/14/2023	31639	62810	BREAKING THE CHAIN CONSULTING	MANAGEMENT AND STAFF COACHING	6,000.00
02/23	02/14/2023	31639	62810	BREAKING THE CHAIN CONSULTING	BOARD OF DIRECTORS TRAINING	750.00
Total 31639:						6,750.00
31640						
02/23	02/14/2023	31640	403	CASELLE INC	CONTRACT SUPPORT CHARGES	1,979.00
Total 31640:						1,979.00
31641						
02/23	02/14/2023	31641	62700	CITIZENS TRUST C/O CITIZEN BUSIN	TRUSTEES FEES	1,724.22
Total 31641:						1,724.22
31642						
02/23	02/14/2023	31642	2300	FEDERAL EXPRESS	POSTAGE	42.50
Total 31642:						42.50
31643						
02/23	02/14/2023	31643	24701	GRAINGER	TOOLS & SUPPLIES	411.90
Total 31643:						411.90
31644						
02/23	02/14/2023	31644	62812	GROWING ROOTS LLC	MONTHLY PLANT CARE	335.00
Total 31644:						335.00
31645						
02/23	02/14/2023	31645	62526	HARRINGTON INDUSTRIAL PLASTICS	SUPPLIES FOR RES	1,377.92
Total 31645:						1,377.92

GL Period	Check Issue Date	Check Number	Vendor Number	Payee	Description	Check Amount
31646						
02/23	02/14/2023	31646	62624	HASA INC	CHEMICALS FOR RCS	26.29-
02/23	02/14/2023	31646	62624	HASA INC	CHEMICALS FOR RCS	657.25
02/23	02/14/2023	31646	62624	HASA INC	CHEMICALS FOR RCS	236.61
02/23	02/14/2023	31646	62624	HASA INC	CHEMICALS FOR RCS	394.35
02/23	02/14/2023	31646	62624	HASA INC	CHEMICALS FOR RCS	657.25
02/23	02/14/2023	31646	62624	HASA INC	CHEMICALS FOR RCS	394.35
02/23	02/14/2023	31646	62624	HASA INC	CHEMICALS FOR RCS	394.35
02/23	02/14/2023	31646	62624	HASA INC	CHEMICALS FOR RCS	214.31
02/23	02/14/2023	31646	62624	HASA INC	CHEMICALS FOR RCS	321.47
02/23	02/14/2023	31646	62624	HASA INC	CHEMICALS FOR RCS	575.96
Total 31646:						3,819.61
31647						
02/23	02/14/2023	31647	2724	HOME DEPOT CREDIT SERVICES	TOOLS & SUPPLIES	1,733.22
02/23	02/14/2023	31647	2724	HOME DEPOT CREDIT SERVICES	MAINTENANCE & OPERATION	5.44
02/23	02/14/2023	31647	2724	HOME DEPOT CREDIT SERVICES	SUPPLIES FOR RES	235.73
02/23	02/14/2023	31647	2724	HOME DEPOT CREDIT SERVICES	SUPPLIES FOR TELEMETRY	52.51
Total 31647:						2,026.90
31648						
02/23	02/14/2023	31648	244	INFOSEND INC	BILLING SERVICE	1,540.87
02/23	02/14/2023	31648	244	INFOSEND INC	INSERTS-LANDSCAPE SERIES	830.73
Total 31648:						2,371.60
31649						
02/23	02/14/2023	31649	62066	JANITORIAL SYSTEMS	MONTHLY JANITORIAL SERVICES	660.00
Total 31649:						660.00
31650						
02/23	02/14/2023	31650	62713	JCL TRAFFIC SERVICES	TOOLS & SUPPLIES	368.58
Total 31650:						368.58
31651						
02/23	02/14/2023	31651	62835	LOWE'S	SUPPLIES FOR WAREHOUSE	953.31
Total 31651:						953.31
31652						
02/23	02/14/2023	31652	62664	M & J TREE SERVICE	MAINTENANCE SERVICE-6 SITES	6,600.00
02/23	02/14/2023	31652	62664	M & J TREE SERVICE	MAINTENANCE FOR JANUARY-WBS	600.00
Total 31652:						7,200.00
31653						
02/23	02/14/2023	31653	62078	MCKINNEY CONSTRUCTION CO INC	RETENTION-PAVEMENT	5,000.00
Total 31653:						5,000.00
31654						
02/23	02/14/2023	31654	257	MCMaster-CARR SUPPLY CO	TOOLS & SUPPLIES	172.22
02/23	02/14/2023	31654	257	MCMaster-CARR SUPPLY CO	SUPPLIES FOR OFFICE BUILDING	263.21

GL Period	Check Issue Date	Check Number	Vendor Number	Payee	Description	Check Amount
Total 31654:						435.43
31655						
02/23	02/14/2023	31655	62558	PUENTE BASIN WATER AGENCY	PM 22/PM 9 CONNECTION	265,746.60
02/23	02/14/2023	31655	62558	PUENTE BASIN WATER AGENCY	TVMWD CONNECTION CAPACITY	1,675.49
02/23	02/14/2023	31655	62558	PUENTE BASIN WATER AGENCY	TVMWD EQUIVALENT SMALL METER	2,115.09
02/23	02/14/2023	31655	62558	PUENTE BASIN WATER AGENCY	TVMWD WATER USE CHARGE	1,357.20
02/23	02/14/2023	31655	62558	PUENTE BASIN WATER AGENCY	MWD CAPACITY CHARGE	12,619.47
02/23	02/14/2023	31655	62558	PUENTE BASIN WATER AGENCY	ADJUSTMENT FOR CAL DOMESTIC PRODUCTION-	97,186.85
02/23	02/14/2023	31655	62558	PUENTE BASIN WATER AGENCY	MWD LRP CREDIT-NOV 2022	1,935.00-
02/23	02/14/2023	31655	62558	PUENTE BASIN WATER AGENCY	WATER PURCHASE FOR SIX BASIN WM-1/2 2400 A	958,800.00
Total 31655:						1,337,565.70
31656						
02/23	02/14/2023	31656	4750	PWR JT WATER LINE COMMISSION	PM 15 Water Use	215,891.40
02/23	02/14/2023	31656	4750	PWR JT WATER LINE COMMISSION	PM 21 Water Use	96,000.50
02/23	02/14/2023	31656	4750	PWR JT WATER LINE COMMISSION	MWD CAPACITY RESERVATION CHARGE	7,778.34
02/23	02/14/2023	31656	4750	PWR JT WATER LINE COMMISSION	TVMWD CONNECTED CAPACITY CHARGE	1,351.57
02/23	02/14/2023	31656	4750	PWR JT WATER LINE COMMISSION	TVMWD WATER USE CHARGE	1,857.56
02/23	02/14/2023	31656	4750	PWR JT WATER LINE COMMISSION	PWR Depreciation Charge	1,389.00
02/23	02/14/2023	31656	4750	PWR JT WATER LINE COMMISSION	PWR Replacement Charge	1,910.00
02/23	02/14/2023	31656	4750	PWR JT WATER LINE COMMISSION	BUDGET ASSESSMENT	8,400.00
Total 31656:						334,578.37
31657						
02/23	02/14/2023	31657	62502	S & J SUPPLY COMPANY, INC	SUPPLIES FOR METERS	2,218.21
02/23	02/14/2023	31657	62502	S & J SUPPLY COMPANY, INC	SUPPLIES FOR SERVICES	2,071.74
02/23	02/14/2023	31657	62502	S & J SUPPLY COMPANY, INC	TOOLS & SUPPLIES	622.84
02/23	02/14/2023	31657	62502	S & J SUPPLY COMPANY, INC	INLET VALVE PUMP 5-WBS	1,577.35
02/23	02/14/2023	31657	62502	S & J SUPPLY COMPANY, INC	TOOLS & SUPPLIES	32.86
Total 31657:						6,523.00
31658						
02/23	02/14/2023	31658	62534	SHRED IT C/O STERICYCLE INC	SHREDDING SERVICE	198.69
Total 31658:						198.69
31659						
02/23	02/14/2023	31659	62481	STAPLES BUSINESS CREDIT	OFFICE SUPPLIES	1,129.08
Total 31659:						1,129.08
31660						
02/23	02/14/2023	31660	6500	THERMALAIR INC	GENERAL INSPECTION	33.62
Total 31660:						33.62
31661						
02/23	02/14/2023	31661	62850	VALLEY VISTA SERVICES INC	TRASH SERVICE	247.61
Total 31661:						247.61

GL Period	Check Issue Date	Check Number	Vendor Number	Payee	Description	Check Amount
31662						
02/23	02/15/2023	31662	62861	KIWANIS CLUB OF ROWLAND HEIGHT	SPONSORSHIP-LITERACY FAIR	200.00
Total 31662:						200.00
31663						
02/23	02/21/2023	31663	4600	AIRGAS USA LLC	TANK RENTAL	121.58
Total 31663:						121.58
31664						
02/23	02/21/2023	31664	400	AT&T MOBILITY	MOBILE PHONES, IPADS & NEW DEVICES	3,250.63
Total 31664:						3,250.63
31665						
02/23	02/21/2023	31665	1476	BUSINESS CARD (VISA)	VEHICLE EXPENSE	335.70
02/23	02/21/2023	31665	1476	BUSINESS CARD (VISA)	MISC EXPENSES	4,284.79
02/23	02/21/2023	31665	1476	BUSINESS CARD (VISA)	SEMINAR AND TRAINING EXPENSE	540.00
02/23	02/21/2023	31665	1476	BUSINESS CARD (VISA)	EQUIPMENT EXPENSE	373.08
02/23	02/21/2023	31665	1476	BUSINESS CARD (VISA)	CONFERENCE EXPENSE	849.04
Total 31665:						6,382.61
31666						
02/23	02/21/2023	31666	62790	C & K TIRE SERVICE	TIRES TRUCK 28	3,997.97
02/23	02/21/2023	31666	62790	C & K TIRE SERVICE	TIRES FOR BACKHOE TRAILER	3,568.82
Total 31666:						7,566.79
31667						
02/23	02/21/2023	31667	1079	CA-NV SECTION AWWA	CROSS CONNECTION SPECIALIST RENEWAL-ALE	100.00
Total 31667:						100.00
31668						
02/23	02/21/2023	31668	6966	CINTAS	UNIFORM RENTAL	5,124.83
Total 31668:						5,124.83
31669						
02/23	02/21/2023	31669	1270	CORELOGIC SOLUTIONS LLC	PROPERTY DATA INFO	140.25
Total 31669:						140.25
31670						
02/23	02/21/2023	31670	62445	EXCEL DOOR & GATE COMPANY	PERFORM BI-ANNUAL PM ON BLDG FRONT DOOR	329.75
02/23	02/21/2023	31670	62445	EXCEL DOOR & GATE COMPANY	PERFORM SERVICE ON GATES AT WBS	674.10
02/23	02/21/2023	31670	62445	EXCEL DOOR & GATE COMPANY	PERFORM BI-ANNUAL PM ON BLDG DOOR AT GRA	355.85
Total 31670:						1,359.70
31671						
02/23	02/21/2023	31671	2550	FRONTIER	INTERNET ACCESS	890.00
Total 31671:						890.00

GL Period	Check Issue Date	Check Number	Vendor Number	Payee	Description	Check Amount
31672						
02/23	02/21/2023	31672	5600	G M SAGER CONSTRUCTION	ASPHALT	11,229.10
02/23	02/21/2023	31672	5600	G M SAGER CONSTRUCTION	ASPHALT	12,055.57
02/23	02/21/2023	31672	5600	G M SAGER CONSTRUCTION	ASPHALT	17,477.91
Total 31672:						40,762.58
31673						
02/23	02/21/2023	31673	62849	HAYES AUTOMATION INC.	BLACKLINE SAFETY G7C SNIFFER & EQUIPMENT	4,546.18
Total 31673:						4,546.18
31674						
02/23	02/21/2023	31674	379	HIGHROAD INFORMATION TECHNOL	MANAGED IT SERVICES	6,930.00
02/23	02/21/2023	31674	379	HIGHROAD INFORMATION TECHNOL	DATA CENTER	2,550.00
02/23	02/21/2023	31674	379	HIGHROAD INFORMATION TECHNOL	MAINTENANCE, SUPPORT AND SOFTWARE RENE	18,343.00
Total 31674:						27,823.00
31675						
02/23	02/21/2023	31675	62435	INDUSTRY PUBLIC UTILITY COMMISSI	PUMPING POWER-PUMPSTATION 2A	56.77
Total 31675:						56.77
31676						
02/23	02/21/2023	31676	62703	iWATER INC.	VALVE SERVICE	9,964.00
Total 31676:						9,964.00
31677						
02/23	02/21/2023	31677	62066	JANITORIAL SYSTEMS	WINDOW CLEANING	450.00
Total 31677:						450.00
31678						
02/23	02/21/2023	31678	3300	LAGERLOF LLP	MAIN BASIN ANALYSIS	70.00
Total 31678:						70.00
31679						
02/23	02/21/2023	31679	62078	MCKINNEY CONSTRUCTION CO INC	INSTALL 1-8" FS-WEDGEWORTH ELEMENTARY	42,696.80
Total 31679:						42,696.80
31680						
02/23	02/21/2023	31680	257	MCMaster-CARR SUPPLY CO	TOOLS & SUPPLIES	145.44
02/23	02/21/2023	31680	257	MCMaster-CARR SUPPLY CO	MISC EXPENSE	130.66
Total 31680:						276.10
31681						
02/23	02/21/2023	31681	62735	MUTUAL OF OMAHA	LIFE INSURANCE	579.50
02/23	02/21/2023	31681	62735	MUTUAL OF OMAHA	SHORT/LONG TERM DISABILITY	1,501.41
02/23	02/21/2023	31681	62735	MUTUAL OF OMAHA	DIRECTOR LIFE INSURANCE	69.35
Total 31681:						2,150.26

GL Period	Check Issue Date	Check Number	Vendor Number	Payee	Description	Check Amount
31682						
02/23	02/21/2023	31682	62181	ONE TOUCH OFFICE TECHNOLOGY	CONTRACT-RICOH/MPC6004EX	1,388.81
02/23	02/21/2023	31682	62181	ONE TOUCH OFFICE TECHNOLOGY	CONTRACT-RIOCH/MPC6003	1,017.58
Total 31682:						2,406.39
31683						
02/23	02/21/2023	31683	62847	PALADIN TECHNOLOGIES	PROJECTOR FOR BOARDROOM	9,196.98
02/23	02/21/2023	31683	62847	PALADIN TECHNOLOGIES	SMART DISPLAY IN BOARDROOM	225.00
Total 31683:						9,421.98
31684						
02/23	02/21/2023	31684	62839	PrintMyStuff.com	FILLING STATION SIGNS	669.48
Total 31684:						669.48
31685						
02/23	02/21/2023	31685	62771	PUBLIC WATER AGENCIES GROUP	ASSESSMENT FOR EMERGENCY PREPAREDNESS	1,541.92
Total 31685:						1,541.92
31686						
02/23	02/21/2023	31686	5000	PUENTE BASIN WATER AGENCY	KEAR GROUNDWATER-OLD BALDY RETROFIT	1,050.00
02/23	02/21/2023	31686	5000	PUENTE BASIN WATER AGENCY	WEST YOST-DEC 2022	3,268.00
02/23	02/21/2023	31686	5000	PUENTE BASIN WATER AGENCY	SERVICE & REG FEE-2525 C	25.50
02/23	02/21/2023	31686	5000	PUENTE BASIN WATER AGENCY	SCE FEE-JAN 2023	13.06
02/23	02/21/2023	31686	5000	PUENTE BASIN WATER AGENCY	LASER-JAN 2023	1,400.00
Total 31686:						5,756.56
31687						
02/23	02/21/2023	31687	62660	PUENTE HILLS FORD	MAINTENANCE TRUCKS 2, 30, 31, 37, 41	2,489.38
Total 31687:						2,489.38
31688						
02/23	02/21/2023	31688	5740	QUINN COMPANY	BACKHOE 420 FIT	2,378.82
Total 31688:						2,378.82
31689						
02/23	02/21/2023	31689	62502	S & J SUPPLY COMPANY, INC	SUPPLIES FOR HYDRANTS	1,200.12
02/23	02/21/2023	31689	62502	S & J SUPPLY COMPANY, INC	SUPPLIES FOR MAINS	3,484.07
Total 31689:						4,684.19
31690						
02/23	02/21/2023	31690	6950	UNDERGROUND SERVICE ALERT	SERVICE ALERT	276.00
Total 31690:						276.00
31691						
02/23	02/21/2023	31691	62819	US BANK	BANK FEES	2,111.00
Total 31691:						2,111.00

GL Period	Check Issue Date	Check Number	Vendor Number	Payee	Description	Check Amount
31692						
02/23	02/21/2023	31692	62432	WASTE MANAGEMENT COMPANY	HAUL DIRT	2,777.52
Total 31692:						2,777.52
31693						
02/23	02/21/2023	31693	7950	WESTERN WATER WORKS SUPPLY	3" ZENNER FHD30S	7,155.00
02/23	02/21/2023	31693	7950	WESTERN WATER WORKS SUPPLY	TAX	679.73
Total 31693:						7,834.73
31694						
02/23	02/21/2023	31694	334	YO FIRE SUPPLY	SUPPLIES FOR SERVICES	447.17
Total 31694:						447.17
Grand Totals:						2,490,590.17

Summary by General Ledger Account Number

GL Account	Debit	Credit	Proof
11200-0	958,800.00	.00	958,800.00
11505-0	235,663.55	.00	235,663.55
11507-0	17,905.05	.00	17,905.05
13850-0	95,000.00	.00	95,000.00
222100	1,961.29	2,492,551.46-	2,490,590.17-
51110-0	67,260.64	.00	67,260.64
51310-0	674,825.35	1,935.00-	672,890.35
51410-1	3,214.76	.00	3,214.76
51410-2	3,027.06	.00	3,027.06
51410-3	2,115.09	.00	2,115.09
51410-5	20,397.81	.00	20,397.81
51510-0	3,974.40	.00	3,974.40
51810-0	11,699.00	.00	11,699.00
51910-0	11,335.15	.00	11,335.15
52310-0	37,671.98	.00	37,671.98
54209-0	4,715.27	.00	4,715.27
54210-0	4,070.99	.00	4,070.99
54211-0	50,259.34	.00	50,259.34
54212-0	10,052.94	.00	10,052.94
54213-0	4,255.75	.00	4,255.75
54214-0	9,964.00	.00	9,964.00
54215-0	1,200.12	.00	1,200.12
54216-0	52.51	.00	52.51
54217-0	9,204.80	26.29-	9,178.51
54219-0	6,666.62	.00	6,666.62
56210-0	12,615.46	.00	12,615.46
56211-0	5,224.52	.00	5,224.52
56214-0	1,129.08	.00	1,129.08
56216-0	42.50	.00	42.50
56217-0	62.36	.00	62.36
56218-0	70.00	.00	70.00
56218-2	1,541.92	.00	1,541.92
56219-0	10,222.04	.00	10,222.04

GL Account	Debit	Credit	Proof
56220-0	19,276.98	.00	19,276.98
56221-0	13,429.48	.00	13,429.48
56223-0	849.04	.00	849.04
56226-0	18,343.00	.00	18,343.00
56311-0	16,939.04	.00	16,939.04
56312-0	27,009.92	.00	27,009.92
56320-0	7,570.00	.00	7,570.00
56411-0	52,559.78	.00	52,559.78
56413-0	3,376.08	.00	3,376.08
56415-0	644.40	.00	644.40
56416-0	579.50	.00	579.50
56417-0	10,060.53	.00	10,060.53
56418-0	1,501.41	.00	1,501.41
56419-0	59.52	.00	59.52
56421-0	9,080.94	.00	9,080.94
56710-0	6,953.80	.00	6,953.80
56812-0	5,368.76	.00	5,368.76
57310-0	5,626.56	.00	5,626.56
57312-0	8,518.86	.00	8,518.86
57314-0	2,752.27	.00	2,752.27
57315-0	2,970.00	.00	2,970.00
57319-0	669.48	.00	669.48
57320-0	290.00	.00	290.00
57321-0	3,882.05	.00	3,882.05
Grand Totals:	<u>2,494,512.75</u>	<u>2,494,512.75-</u>	<u>.00</u>

Report Criteria:

Report type: GL detail



ROWLAND WATER DISTRICT

CASH INVESTMENTS

As of February 28, 2023

Description / Type	Term	Shares / Units Held	Purchase Price	Current Price	Maturity Date	Current Yield	Current Value	% of Portfolio
Cash								
Citizens Business Bank							\$ 7,270,122	
Total Cash							\$ 7,270,122	
Local Agency Investment Fund (LAIF)	N/A					2.62%	\$ 2,146,523	15.54%
Citizens Trust Investments (US Bank Custodian)								
Fed'l Home Loan Mtg. Corp. - WTK6	4 Year	500,000	96.8350	96.6540	11/3/2023	0.31%	\$ 483,270	3.50%
Fed'l Home Loan Mtg. Corp. - WVJ2	4 Year	300,000	100.0000	92.7210	9/30/2024	0.43%	\$ 278,163	2.01%
Fed'l National Mtg. Assn. - XP73	3 Year	300,000	100.0000	97.4570	5/28/2025	4.10%	\$ 292,371	2.12%
Fed'l National Mtg. Assn. - 06M0	4 Year	200,000	100.0000	92.1060	12/16/2024	0.54%	\$ 184,212	1.33%
Fed'l Home Loan Mtg. Corp. - 4C27	5 Year	350,000	100.0000	90.3790	7/29/2025	0.77%	\$ 316,327	2.29%
Fed'l National Mtg. Assn. - 4XZ1	5 Year	200,000	100.0000	90.7150	6/30/2025	0.82%	\$ 181,430	1.31%
Fed'l National Mtg. Assn. - 0U43	5 Year	250,000	99.6518	98.7750	9/12/2023	2.91%	\$ 246,938	1.79%
Fed'l Home Loan Bank - MSE3	5 Year	500,000	99.9250	100.0000	3/1/2023	0.11%	\$ 500,000	3.62%
Fed'l Farm Cr Bks - MLT7	3 Year	200,000	99.9040	95.9120	12/28/2023	0.22%	\$ 191,824	1.39%
Fed'l Farm Cr Bks - MLT7	3 Year	25,000	99.7000	95.9120	12/28/2023	0.22%	\$ 23,978	0.17%
Fed'l Farm Cr Bks - MLV2	3 Year	150,000	99.6670	94.6620	4/5/2024	0.28%	\$ 141,993	1.03%
Fed'l Farm Cr Bks - MFP2	4 Year	500,000	99.9490	92.4220	11/4/2024	0.48%	\$ 462,110	3.34%
Fed'l Farm Cr Bks - L5S9	3 Year	350,000	99.9200	93.1180	9/3/2024	0.51%	\$ 325,913	2.36%
Fed'l Home Loan Banks - KMF0	4 Year	200,000	99.9540	92.2620	10/28/2024	0.32%	\$ 184,524	1.34%
Fed'l Home Loan Banks - JP45	3 Year	200,000	100.0000	95.2040	3/11/2024	0.52%	\$ 190,408	1.38%
Fed'l Home Loan Banks - L7D0	5 Year	200,000	99.7900	89.6990	8/26/2025	0.56%	\$ 179,398	1.30%
Fed'l Home Loan Banks - N6N5	4 Year	200,000	100.0000	91.2160	4/29/2025	0.77%	\$ 182,432	1.32%
Fed'l Home Loan Banks - LGR9	5 Year	500,000	100.0000	88.6990	2/26/2026	0.96%	\$ 443,495	3.21%
Fed'l Home Loan Banks - LLD4	5 Year	250,000	99.9250	88.9080	3/17/2026	0.98%	\$ 222,270	1.61%
Fed'l Home Loan Banks - MUX8	5 Year	200,000	99.9300	88.8040	3/30/2026	0.98%	\$ 177,608	1.29%
Fed'l Home Loan Banks - PUY9	4 Year	200,000	100.0000	92.2990	2/28/2025	1.08%	\$ 184,598	1.34%
Fed'l Home Loan Banks - P6M2	5 Year	200,000	100.0000	87.6800	9/30/2026	1.16%	\$ 175,360	1.27%
Fed'l Home Loan Banks - PS48	3 Year	165,000	98.8630	93.2740	11/18/2024	1.13%	\$ 153,902	1.11%
Fed'l Home Loan Banks - QP56	3 Year	350,000	100.0000	94.8720	6/21/2024	1.26%	\$ 332,052	2.40%
Fed'l Home Loan Bank - Q7E7	5 Year	200,000	99.9050	89.9490	6/30/2026	1.67%	\$ 179,898	1.30%
Fed'l Home Loan Bank - QJD6	4 Year	200,000	99.7190	89.0720	10/27/2026	1.68%	\$ 178,144	1.29%
Fed'l Home Loan Bank - S3H0	2 Year	300,000	100.0000	97.4090	2/26/2024	2.69%	\$ 292,227	2.12%
Fed'l National Mtg. Assn. - DRG9	5 Year	250,000	100.8232	99.9540	3/10/2023	2.75%	\$ 249,885	1.81%
Fed'l Home Loan Bank - 0F70	2 Year	125,000	104.3708	98.5880	12/8/2023	3.42%	\$ 123,235	0.89%
Fed'l Home Loan Bank - UND2	2 Year	600,000	100.0000	99.7250	8/1/2025	5.16%	\$ 598,350	4.33%
Air Prods & Chems Inc. - 8BB1	5 Year	255,000	104.1940	91.2250	10/15/2025	1.64%	\$ 232,624	1.68%
Apple Inc. - 3DT4	5 Year	200,000	102.4560	92.3540	5/11/2025	1.22%	\$ 184,708	1.34%
Apple Inc. - 3CU2	5 Year	150,000	103.6730	97.4460	5/11/2024	2.92%	\$ 146,169	1.06%
Apple Inc. - 3CG3	5 Year	400,000	104.3970	97.9820	2/9/2024	3.06%	\$ 391,928	2.84%
Caterpillar Finl Service - Q3B3	2 Year	200,000	96.7600	95.3420	11/8/2024	2.25%	\$ 190,684	1.38%
Florida Pwr & Lt Co - 1FZ5	5 Year	800,000	108.9188	95.7350	4/1/2025	2.98%	\$ 765,880	5.54%
Paccar Financial Corp. - RQ66	5 Year	500,000	104.7908	93.8200	2/6/2025	1.92%	\$ 469,100	3.40%
Paccar Financial Corp. - RP59	3 Year	170,000	105.0550	99.2150	8/9/2023	3.43%	\$ 168,666	1.22%
Schwab Charles Corp - 3BN4	2 Year	200,000	95.7870	95.3590	3/18/2024	0.79%	\$ 190,718	1.38%
US Bancorp Mtns. - HHV5	5 Year	200,000	102.1370	98.1380	2/5/2024	3.44%	\$ 196,276	1.42%
Inter American Development Bank - OCC0	3 Year	200,000	104.5920	98.6250	10/24/2023	3.04%	\$ 197,250	1.43%
Intl Bank for Recon & Dev - 8JB0	5 Year	400,000	98.7800	91.5470	4/22/2025	0.68%	\$ 366,188	2.65%
Cash Reserve Account						4.33%	\$ 493,136	3.57%
Total Citizens Trust Investments							\$ 11,669,640	84.46%
Total Investments							\$ 13,816,163	100.00%
Total Cash & Investments							\$ 21,086,285	

Market values determined on last business day of the month. All listed investments comply with the District's Statement of Investment Policy as established in Resolution 2-2007. The District's available cash and investment portfolio provides sufficient cash flow and liquidity to meet all normal obligations for at least a six-month period of time.

NOTE: All interest values show above are based on annual rates of return.




ROWLAND WATER DISTRICT

PROFIT & LOSS

February 2023

	Feb-23	Year-to-Date (YTD)	Budget (Annual)	Under / (Over) Budget	YTD Budget %	Prior YTD
1 OPERATING REVENUE						
2 Water Sales	\$ 994,448	\$ 10,838,509	\$ 16,136,500	\$ 5,297,991	67%	\$ 10,867,228
3 Meter Charges	1,003,266	7,815,502	12,189,600	4,374,098	64%	7,963,740
4 Customer Fees	37,686	509,750	214,700	(295,050)	237%	147,210
5 Contract Income	23,302	133,218	218,400	85,182	61%	99,872
6 RWD Labor Sales/Reimbursements	10,656	186,485	120,000	(66,485)	155%	89,582
7 Capacity Fees	-	34,070	50,000	15,930	68%	90,049
8 Flow Tests	2,600	13,650	17,500	3,850	78%	12,150
9 Return Check Fees	750	7,350	4,500	(2,850)	163%	2,970
10 Uncollectable	-	-	(56,600)	(56,600)	0%	-
11 TOTAL OPERATING REVENUE	2,072,707	19,538,534	28,894,600	9,356,066	68%	19,272,801
12 NON-OPERATING REVENUE						
13 Property Taxes	26,542	294,400	393,800	99,400	75%	227,479
14 Shared Services	1,067	16,029	24,000	7,971	67%	31,549
15 Interest Income	26,163	150,603	245,000	94,397	61%	139,527
16 Miscellaneous Income	760	25,500	25,000	(500)	102%	24,453
17 TOTAL NON-OPERATING REVENUE	54,532	486,533	687,800	201,267	71%	423,007
18 TOTAL REVENUES	2,127,239	20,025,067	29,582,400	9,557,333	68%	19,695,808
19 OPERATING EXPENSES						
20 Source of Supply						
21 Water Purchases	705,755	6,735,231	11,591,300	4,856,069	58%	6,936,496
22 Pumping Power	27,505	261,168	336,600	75,432	78%	246,861
23 Fixed Charges	21,064	214,656	300,700	86,044	71%	212,888
24 Chemicals	7,429	67,705	65,000	(2,705)	104%	40,634
25 Total Source of Supply	761,753	7,278,760	12,293,600	5,014,840	59%	7,436,879
26 Maintenance of Water System	72,123	605,550	762,500	156,950	79%	515,721
27 Service Contracts	29,248	269,292	381,200	111,908	71%	277,726
28 Assessments	3,204	129,563	280,000	150,437	46%	124,016
29 Vehicle Expense	6,775	80,284	123,500	43,216	65%	78,069
30 Tools & Supplies	3,924	32,200	40,800	8,600	79%	26,879
31 Equipment Expense	4,266	37,409	35,300	(2,109)	106%	28,841
32 Maintenance & Operations	2,506	43,896	71,900	28,004	61%	42,341
33 Engineering	16,831	119,481	200,000	80,519	60%	143,158
34 Water Tests	-	15,567	24,000	8,434	65%	14,702
35 Conservation	9,468	46,914	50,000	3,086	94%	34,386
36 Community Outreach	15,810	91,622	223,600	131,978	41%	201,587
37 TOTAL OPERATING EXPENSES	925,909	8,750,536	14,486,400	5,735,864	60%	8,924,305
38 ADMINISTRATIVE EXPENSES						
39 Liability Insurance	-	157,127	137,100	(20,027)	115%	124,603
40 IT Support Services	10,764	103,490	158,200	54,710	65%	84,460
41 IT Licensing	38,343	230,991	325,600	94,609	71%	190,911
42 Director Expense	12,411	99,901	181,100	81,199	55%	103,113
43 Bank / Management Fees	16,776	128,195	178,200	50,005	72%	109,643



ROWLAND WATER DISTRICT

PROFIT & LOSS

February 2023

	Feb-23	Year-to-Date (YTD)	Budget (Annual)	Under / (Over) Budget	YTD Budget %	Prior YTD
44 Legal Fees	11,520	86,598	116,500	29,902	74%	67,333
45 Compliance	8,660	121,240	156,100	34,860	78%	101,013
46 Auditing & Accounting	-	26,950	35,000	8,050	77%	24,857
47 Utility Services	10,352	84,297	125,100	40,803	67%	76,769
48 Dues & Memberships	635	52,115	49,200	(2,915)	106%	46,331
49 Conference & Meetings	6,214	28,815	45,000	16,185	64%	19,000
50 Office Expenses	1,604	18,201	37,700	19,499	48%	20,278
51 Seminars/Training	689	73,692	115,500	41,808	64%	57,114
52 Miscellaneous Expense	14,750	79,946	156,000	76,054	51%	58,085
53 TOTAL ADMINISTRATIVE EXPENSES	132,717	1,291,556	1,816,300	524,744	71%	1,083,512
54 PERSONNEL EXPENSES						
55 Wages						
56 Operations	97,813	574,819	1,167,500	592,681	49%	550,624
57 Distribution	78,196	631,176	1,203,400	572,224	52%	709,394
58 Administration	127,403	996,006	1,545,500	549,494	64%	1,025,191
59 Total Wages	303,412	2,202,000	3,916,400	1,714,400	56%	2,285,209
60 Payroll Taxes	23,317	146,882	273,300	126,418	54%	145,223
61 Workers Compensation	-	33,756	81,400	47,644	41%	30,632
62 Unemployment	-	694	900	206	77%	850
63 CalPERS	42,177	661,948	1,039,400	377,452	64%	1,057,375
64 OPEB Contributions	-	-	-	-	0%	-
65 EE & Retiree Health Insurance	68,427	569,046	1,059,500	490,454	54%	547,071
66 TOTAL PERSONNEL EXPENSES	437,333	3,614,327	6,370,900	2,756,573	57%	4,066,360
67 TOTAL EXPENSES	1,495,959	13,656,420	22,673,600	9,017,180	60%	14,074,177
68 NET INCOME / (LOSS) - BEFORE DEBT SERVICE & CAPITAL EXPENDITURES	631,280	6,368,647	6,908,800	540,153	92%	5,621,631
69 Less: Total Debt Service	(1,733)	(371,829)	(716,200)	344,371	52%	(185,626)
70 Less: CalPERS (Bond Debt Savings)	-	(1,437,935)	(1,750,900)	312,965	82%	(1,607,504)
71 Less: Capital Expenses (Current Year)	(13,337)	(1,705,223)	(5,657,700)	3,952,477	30%	(986,522)
72 CASH INCREASE / (DECREASE)	\$ 616,210	\$ 2,853,660	\$ (1,216,000)	\$ 4,069,660		\$ 2,841,979

**No assurance is provided on these financial statements. The financial statements do not include a statement of cash flows. Substantially all disclosures required by accounting principles generally accepted in the United States are not included.*



Rowland Water District

Profit & Loss Analysis and Variance Report

February 2023

1. OPERATING REVENUE

2. Water Sales – volumetric water sales revenue from all customer types including residential, commercial, public, industrial, recycled and construction. YTD is at 67%.
3. Meter Charges – the fixed monthly base rate charged to water customers each month (includes all customer types). YTD is at 64%.
4. Customer Fees – various fees conditionally charged to customers such as penalties, new service connections, reconnections, backflow administration, cross connections, connections and recycled water checks/inspections. These types of fees are unpredictable in nature and can often trend over/under expected budget. YTD is at 237%.
5. Contract Income – contains revenues from tower lease contracts. YTD is currently at 61%.
6. RWD Labor Sales/Reimbursements – water sold on construction invoices, City of Industry labor sales and Pomona-Walnut-Rowland Joint Water Line Commission (PWR JWLC) treasurer fees. The frequency and amounts of these revenues are unknown and can occasionally trend over/under budget due to their unpredictable nature. YTD is high at 155% due to RWD labor sales/reimbursements for new service connections.
7. Capacity Fees – fees imposed on any property or person requesting a new, additional or larger connection to the District's potable water system (fees vary by meter size). These receipts are uncertain and can trend over/under budget due to their unpredictable nature. YTD is currently at 68%.
8. Flow Tests – fire flow tests performed by District personnel to measure the volume of water available at a specific hydrant (\$350 per test). YTD is at 78%.
9. Return Check Fees – customers are charged a fee when the District is paid with insufficient funds checks and checks are returned by the bank. These receipts are uncertain and can trend over/under budget due to their unpredictable nature. YTD is currently high at 163%.
10. Uncollectable – the District analyzes customer receivables at the end of each year and recognizes an expense equal to the estimated amount of cash that may not be collected. Uncollectable expense will be zero until assessed at year-end.

11. TOTAL OPERATING REVENUE

12. NON-OPERATING REVENUE



Rowland Water District

Profit & Loss Analysis and Variance Report

February 2023

13. Property Taxes – includes tax contributions from the County of Los Angeles. YTD is at 75% since the bulk of receipts happen between December and May each year and can cause YTD % to trend over/under expected budget %.
14. Shared Services – RWD is paid for extending Executive Director services to Bellflower-Somerset Mutual Water Company (provided by the General Manager of RWD). YTD is at 67% due to the unpredictable nature of shared services.
15. Interest Income – includes interest and dividends received on District investments. YTD is at 61%.
16. Miscellaneous Income – includes income from various sources such as recycling and refunds. YTD is high at 102% due to lease of Puente Basin water rights.
17. **TOTAL NON-OPERATING REVENUE**
18. **TOTAL REVENUES**
19. **OPERATING EXPENSES**
20. **SOURCE OF SUPPLY**
21. Water Purchases – Includes variable costs of potable water from Three Valleys Municipal Water District (TVMWD) and California Domestic Water Company (CalDomestic), and recycled water purchases from City of Industry and Walnut Valley Water District (WVWD). YTD is at 58%.
22. Pumping Power – the cost of electricity used for pumping water. YTD is at 78%.
23. Fixed Charges – includes fixed charges from TVMWD and CalDomestic. YTD is at 71%.
24. Chemicals – the cost of chemicals used to treat water sold to customers. YTD is at 104% due to an average 40% increase in rates.
25. **TOTAL SOURCE OF SUPPLY**
26. Maintenance of Water System – the costs of repairs and maintenance on elements of the District water system such as main lines, services, meters, reservoirs, valves, hydrants, and telemetry system. YTD is high at 79% due to the unpredictable timing of repairs.
27. Service Contracts – includes costs for services such as billing printing and mailing, bulk paper shredding, copier leasing and services, landscaping, janitorial, uniforms, security system monitoring and maintenance, Caselle maintenance and support, Harmony renewal and other services. YTD is at 71%.



Rowland Water District

Profit & Loss Analysis and Variance Report

February 2023

28. Assessments – operating costs billed to RWD for their share of the PWR JWLC, which is billed quarterly, and the Puente Basin Water Agency (PBWA), which is billed monthly. YTD can trend over/under budget due to the timing of billing. YTD is currently low at 46% due to unpredictable timing of assessments.
29. Vehicle Expense – includes repair and maintenance costs for District vehicles as well as the cost of fuel. YTD can trend over/under budget due to the timing of truck maintenance and fuel purchases. YTD is currently at 65%.
30. Tools & Supplies – small tools and supplies used in the field. YTD can trend over/under budget due to the timing of tools and supplies. YTD is at 79%.
31. Equipment Expense – various costs incurred related to District equipment. YTD can trend over/under budget due to the timing of equipment expenses. YTD is at 106%.
32. Maintenance & Operations – various costs incurred for District maintenance and operations not directly related to the water system. YTD can trend over/under budget due to the timing of maintenance and operations. YTD is currently at 61%.
33. Engineering – general engineering costs related to District operations. YTD is currently at 60%.
34. Water Tests – laboratory testing and sampling of District water. YTD is at 65%.
35. Conservation – water conservation programs and efforts. YTD currently is high at 94% due to timing of conservation expenses.
36. Community Outreach – costs related to public relations and community outreach. YTD is low at 41% due to timing of community outreach expenses.
37. **TOTAL OPERATING EXPENSES**
38. **ADMINISTRATIVE EXPENSES**
39. Liability Insurance – coverage through ACWA JPIA for the District insurance package. YTD is high at 115% due to 20% increase in ACWA JPIA rates.
40. IT Support Services – information technology support services. YTD is at 65%.
41. IT Licensing – includes costs for various software licenses. YTD is at 71%.
42. Director Expense – costs for director compensation and benefits. YTD is at 55% of budget.
43. Bank/Management Fees – includes various banking fees, Paymentus fees (for processing customer payments) and investment administrative fees. YTD is currently at 72%.



Rowland Water District

Profit & Loss Analysis and Variance Report

February 2023

44. Legal Fees – legal costs related to RWD, PBWA and Public Water Agencies Group (PWAG). YTD is at 74%.
45. Compliance – includes costs for State Water Resources Control Board (SWRCB) compliance, LA County property taxes, various employee certifications, District permits, and maintenance costs for equipment compliance. YTD is high at 78% due to SWRCB permit fees.
46. Auditing & Accounting – includes consulting services for complex accounting matters and annual audit assurance services related to District financial reporting. YTD is high at 77% due to timing of auditing & accounting fees.
47. Utility Services – costs related to office electricity, office phones, gas and district cell phones. YTD is at 67%.
48. Dues & Memberships – costs for district memberships, dues and subscriptions to various agencies such as the Water Education Foundation, Association of California Water Agencies, Urban Water Institute, California Special Districts Association and American Water Works Association. YTD is high at 106% due to increase in cost of district memberships.
49. Conference & Meetings – conference attendance and meeting expenses. YTD is at 64%.
50. Office Expenses – costs for office supplies, postage, printing and stationery. YTD is at 48% due to timing of these expenses.
51. Seminars/Training – employee seminars and training. YTD is at 64%.
52. Miscellaneous Expense – includes costs for travel, books & subscriptions, and miscellaneous general expenses. YTD is low at 51% due to the timing of these expenses.
53. **TOTAL ADMINISTRATIVE EXPENSES**
54. **PERSONNEL EXPENSES**
55. **WAGES**
56. Operations – wages expense (regular, standby, OT) attributable to Operations. YTD is low at 49% as the Director of Operations position was vacant from July through September 2022.
57. Distribution – wages expense (regular, standby, OT) attributable to Distribution. YTD is at 52%.
58. Administration – wages expense (regular) attributable to Administration. YTD is at 64%.
59. **TOTAL WAGES**
60. Payroll Taxes – employer payroll taxes paid by the District. YTD is trending at 54%.

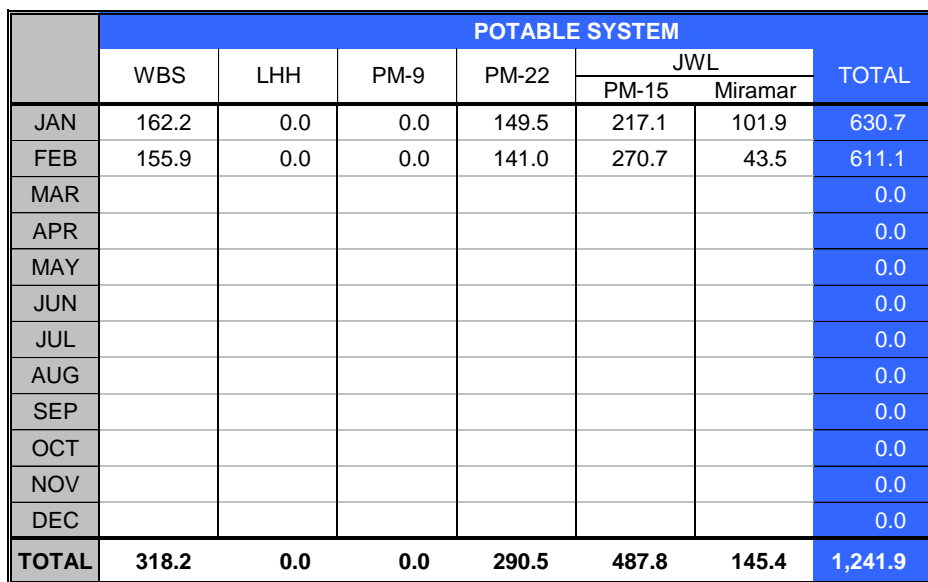


Rowland Water District

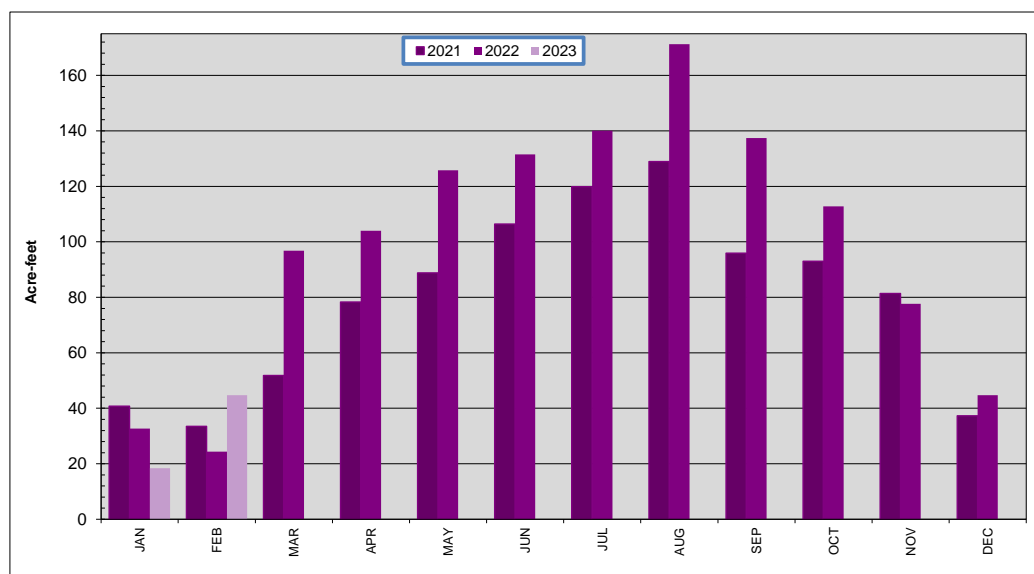
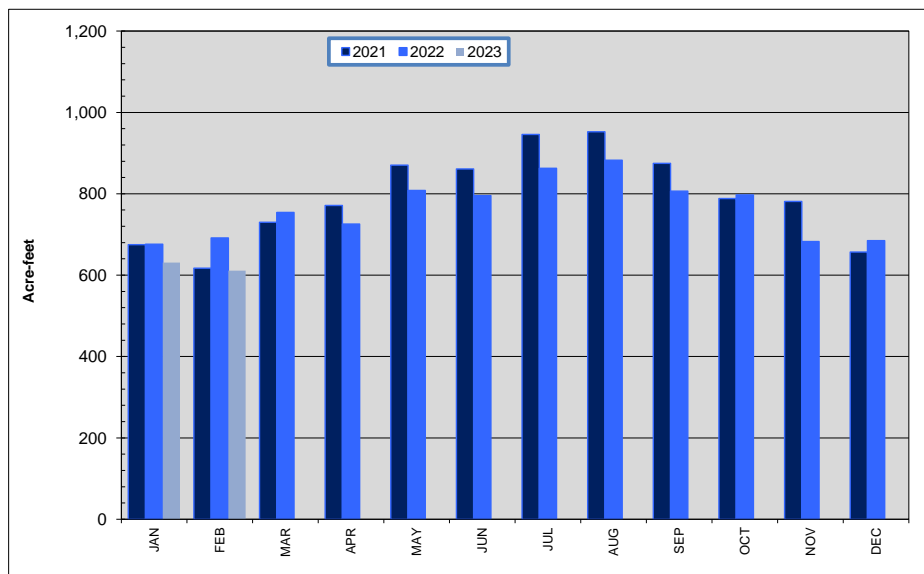
Profit & Loss Analysis and Variance Report

February 2023

61. Workers Compensation – the District is billed quarterly for workers compensation insurance which can occasionally cause this line item to trend over/under expected budget. YTD is at 41%.
62. Unemployment – state unemployment insurance is paid quarterly which can cause this line to occasionally trend over/under expected budget. YTD is at 77%.
63. CalPERS – includes retirement costs for employee pension plans through the California Public Employee Retirement System. Contributions are made monthly and an annual payment is made at the beginning of each fiscal year for the plan's unfunded accrued liability. YTD is at 64% due to payment timing of the unfunded payment (\$ 340.3K paid in July 2022).
64. OPEB Contributions – includes retirement costs for other post-employment benefits that provides medical, dental and vision coverage. There will be no OPEB contributions for the current fiscal year as the Public Agency Retirement Services (PARS) trust is fully funded.
65. EE & Retiree Health Insurance – includes the cost of health, dental, vision, life, and disability insurance for current employees as well as health insurance for retired employees. YTD is at 54%.
66. **TOTAL PERSONNEL EXPENSES**
67. **TOTAL EXPENSES**
68. **NET INCOME / (LOSS) BEFORE DEBT SERVICE & CAPITAL EXPENSES** – Financially, the District has performed as expected through February 2023.
69. Less: Total Debt Service – includes interest and principal payments on outstanding District debt as well as related administrative expenses. Interest payments on outstanding debt are made twice per year (December/June). YTD is at 52%.
70. Less: CalPERS (Bond Debt Savings) – includes bond debt refunding savings for paying down the CalPERS unfunded accrued liability. Payments are made in December and June. YTD is high at 82% since a large portion of the payment was made in December.
71. Less: Capital Expenses (Current-Year) – includes expenses related to current-year district projects and capital assets, excluding projects funded by bond proceeds (debt). YTD is at 30%.
72. **CASH INCREASE / (DECREASE)**

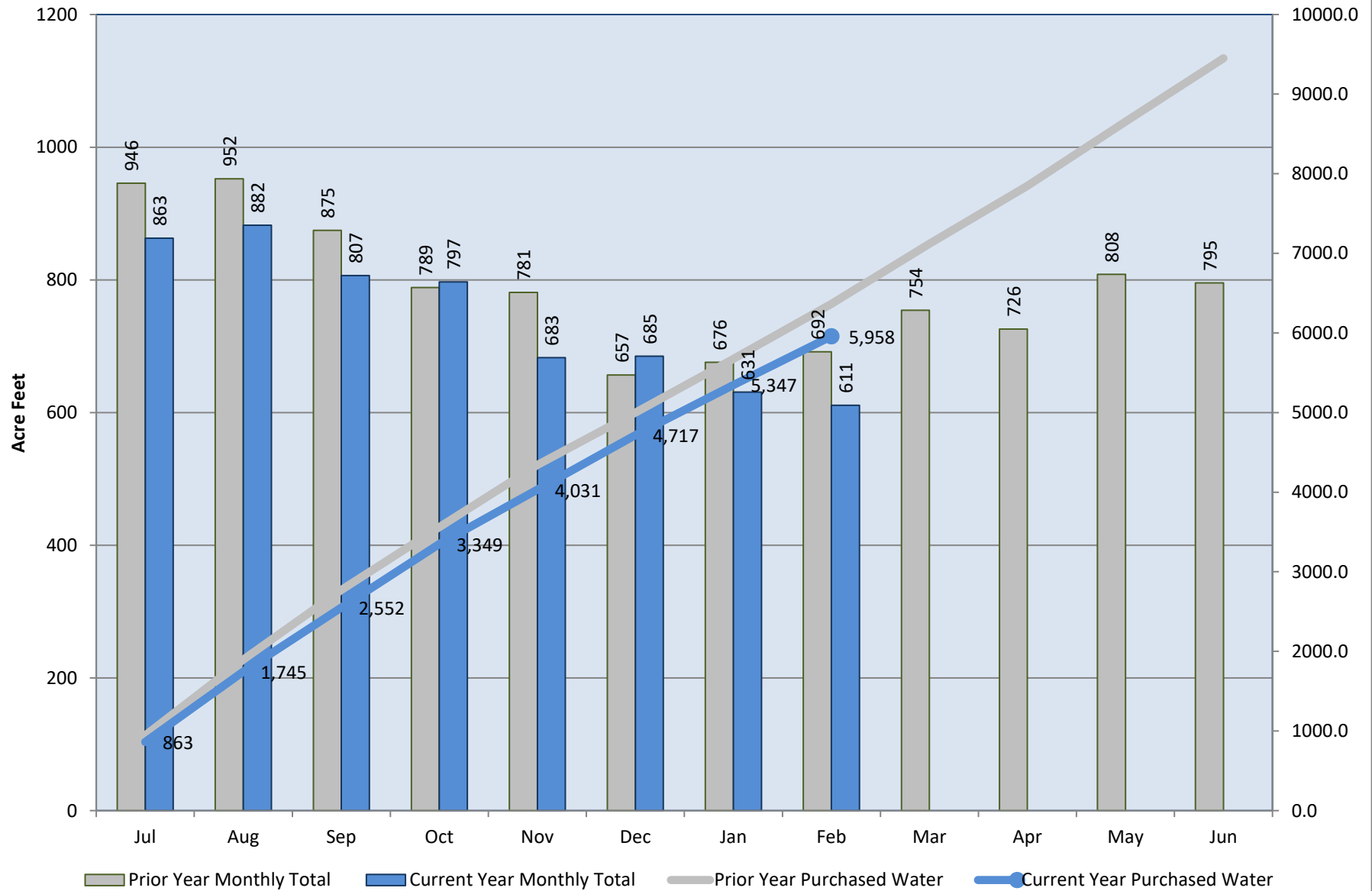


RECYCLED SYSTEM							
Well 1	Wet Well	WVWD	Industry	Potable Make-up	Nogales Dewatering	Fullerton Dewatering	TOTAL
1.1	2.0	0.0	0.0	0.0	15.3	0.0	18.4
8.5	13.1	1.0	9.2	0.0	12.9	0.0	44.7
							0.0
							0.0
							0.0
							0.0
							0.0
							0.0
							0.0
							0.0
							0.0
							0.0
9.6	15.1	1.0	9.2	0.0	28.2	0.0	63.1



Potable Water Purchases For FY 2022-2023

(Acre-feet)



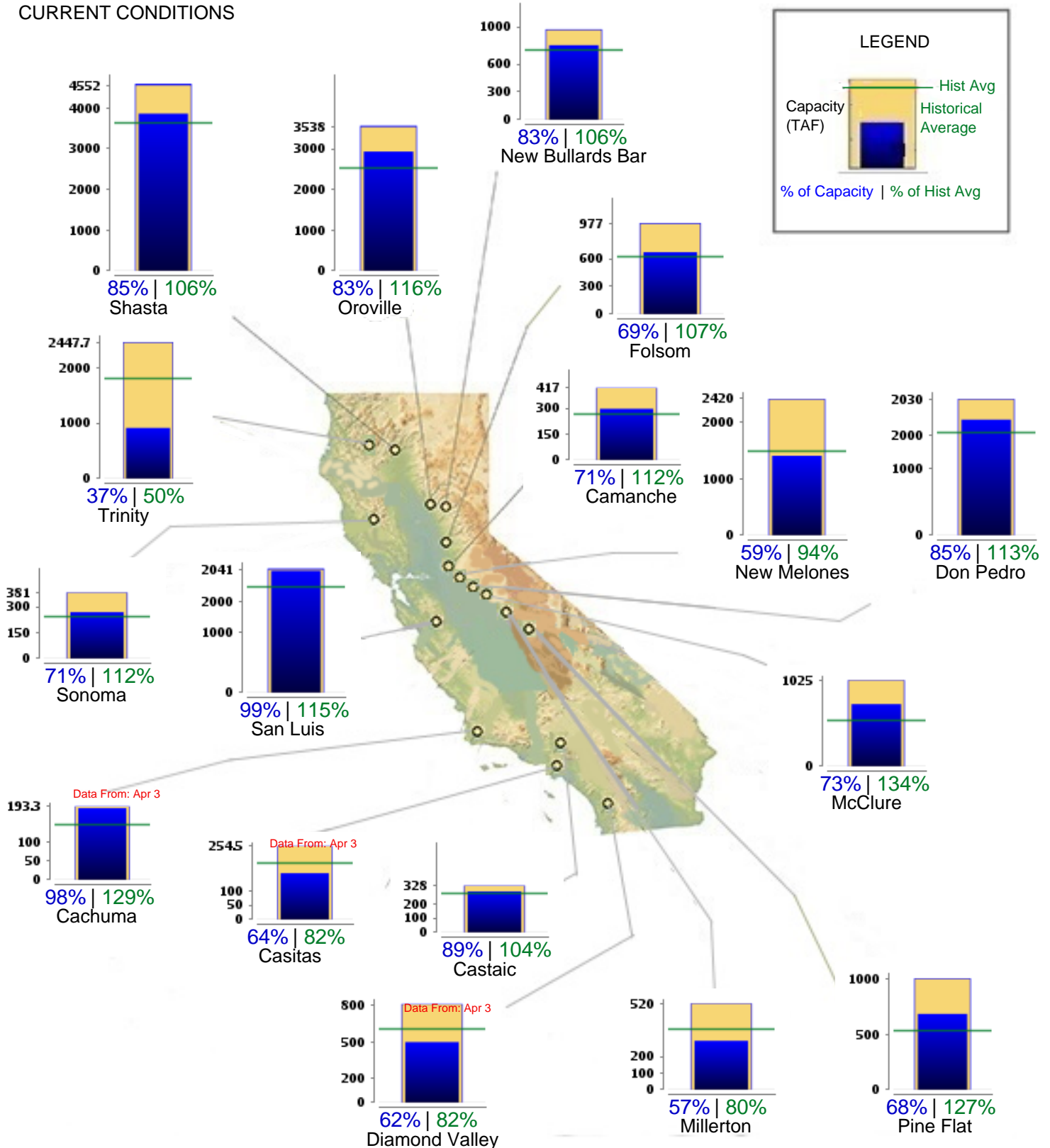


CURRENT RESERVOIR CONDITIONS

CALIFORNIA MAJOR WATER SUPPLY RESERVOIRS

Midnight - April 4, 2023

CURRENT CONDITIONS





March 2023-DIRECTOR REIMBURSEMENTS

Director	Date of Meeting/Event	Meeting/Event Attended	Reimbursement	No Charge	Additional Comments (Submit expense report if claiming mileage and/or meal reimbursement)
Anthony J. Lima					
	3/1/2023	TVMWD Board Meeting	\$185.00		Mileage
	3/14/2023	RWD Board Meeting	\$185.00		
	3/15/2023	TVMWD Board Meeting	\$185.00		Mileage
	3/28/2023	RWD Special Board Meeting	\$185.00		
		TOTAL PAYMENT	\$740.00		
John Bellah					
	3/13/2023	SGV RHCC Government Affairs Committee	\$185.00		
	3/14/2023	RWD Board Meeting	\$185.00		
	3/16/2023	RWD Residential Leak Detection Class	\$185.00		
	3/26/2023	ACWA Region 9 Salton Sea Tour (Travel)	\$185.00		Mileage/Meal
	3/27/2023	ACWA Region 9 Salton Sea (Tour)	\$185.00		Mileage
	3/28/2023	RWD Special Board Meeting	\$185.00		
		TOTAL PAYMENT	\$1,110.00		
Robert W. Lewis					
	3/8/2023	LAFCO Monthly Meeting		X	
	3/14/2023	RWD Board Meeting	\$185.00		
	3/23/2023	ACWA Legislative Symposium	\$185.00		Mileage/Parking/Taxi
	3/28/2023	RWD Special Board Meeting	\$185.00		
		TOTAL PAYMENT	\$555.00		
Szu Pei Lu-Yang					
	3/1/2023	TVMWD Board Meeting	\$185.00		
	3/14/2023	RWD Board Meeting	\$185.00		
	3/15/2023	TVMWD Board Meeting	\$185.00		
	3/28/2023	RWD Special Board Meeting	\$185.00		
		TOTAL PAYMENT	\$740.00		
Vanessa Hsu					
	3/14/2023	RWD Board Meeting	\$185.00		
	3/26/2023	ACWA Region 9 Salton Sea Tour (Travel)	\$185.00		Mileage/Meal
	3/27/2023	ACWA Region 9 Salton Sea Tour	\$185.00		Mileage/Meal
	3/28/2023	ACWA Region 9 Salton Sea Tour		X	Mileage
	2/28/2023	RWD Special Board Meeting	\$185.00		
		TOTAL PAYMENT	\$740.00		

APPROVED FOR PAYMENT:

Tom Coleman



WHAT'S YOUR *Water Footprint?*

TAKING STEPS TO SAVE

Rowland Water District – Board Report

April 11, 2023



Customer Communications

Governor Newsom/Water Restriction Messaging
Consumer Confidence Report - Final Revisions
Postcard Complete



District Outreach

Water Supply – OpEd #2 (Review and approval by Tom)
District Board Cards – Revised with latest facts and figures, and updated drought information
Board development – media crisis training
Podcast development




Website/Graphics Enhancements

Updated videos and sliders as needed
Branding style guide draft complete
Branding elements revised per guidelines



Press Releases/Earned Media

Fix a Leak Week
Principal for the Day
Solar Cup



COMMUNITY CONNECTIONS



Local Teachers Gifted Grants for Creative Water Education

This holiday season, Rowland Water District (RWD) awarded 10 local teachers a total of \$11,000 to provide innovative classroom education about the value of conserving water.

The Splash Cash program provides teachers up to \$1,200 in funding for water-related activities, software, field trips, or classroom and remote learning supplies.

“With the state facing ongoing drought, educating students about water is more important now than ever before,” said RWD General Manager Tom Coleman. “The earlier we start having conversations about water resources and scarcity, the bigger an impact we can have on ensuring sustainable supplies for the future.”

This year’s Splash Cash recipients are Kelsey Anderson-Stanley, Nancy Buck, Richard Macedonio, Christine Miranda, Gilbert Navarro, and Gretchen Reynolds from Jellick

Elementary School, and David Buck, Briana Fuentes, Steve Feldman, and Candace Leuthold from Santana High School.

Teachers apply for the program by submitting project ideas for review. Projects must have clear goals and objectives and focus on the importance of water conservation.

“Splash Cash encourages teachers to step outside the box and bring the world of water to students in unique ways,” said Brittne Gildea, Education and Community Outreach Coordinator. “Our region’s educators work hard to help motivate their students to get excited about water. Each of these projects are a fascinating and impressive endeavor.”

Splash Cash, funded by Rowland Water District, is offered in partnership with the Public Water Agencies Group (PWAG) Conservation and Education Team (CET). For more information, visit rwd.org or pwagcet.org/splash-cash.

About Rowland Water District

Rowland Water District was formed 65 years ago to provide water service to 200 ranchers and farmers in a rural, agricultural community. Over the years, the District has evolved to meet the changing needs of a dynamic and rapidly growing customer base. Rowland Water currently delivers 14 million gallons of safe drinking water to about 58,000 people every day. The District maintains 150 miles of potable water pipeline and 25 miles of recycled water pipeline to serve 13,500 customer connections across 17.2 square miles in southeast Los Angeles County, including portions of Rowland Heights, Hacienda Heights, La Puente, and the cities of Industry and West Covina.



Community Outreach Update | April 10, 2023 Board Meeting


SOCIAL MEDIA: #DiscoverRWD #RowlandConnections #RWDeducation #WaterFacts


The District regularly posts updates on District information, conservation, education, and water-related tips utilizing the national hashtag holiday calendar. These posts are shared on Twitter, Instagram, Facebook, LinkedIn, and YouTube when necessary. See below for our social media engagement.

Twitter:

Measurement	Total
Followers	743
Tweets	10
Tweet Impressions	1,448
Profile Visits	333
Mentions	7

Twitter Top Performing Post:

**Rowland Water District** @RowlandWater · Mar 21



✓ Be your own leak detective and stop leaks before they start!

🔍 Inspect your water bill; if you see an unusual spike in water usage, this can be an early indicator of a leak. ...

❤️
6

↻
2

💬
1

Impressions ⓘ

209

Engagements ⓘ

9

Detail expands ⓘ

0

New followers ⓘ

0

Profile visits ⓘ

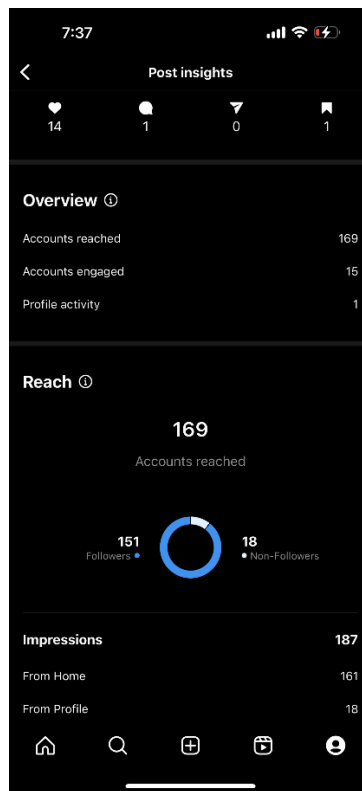
0



Instagram:

Measurement	Total
Total Followers	1,168
Post Engagement	99
Impressions (Total number of times post have been seen)	1,897
Profile Impressions	2,953

Instagram Top Performing Post/Reel:





WEBSITE (Last 30 Days)

Measurement	Total
Users	4,200
New Users	3,200
Returning Visitor	1,500
Pageviews	15,179

CONSTANT CONTACT- (electronic information sent to customer emails)

Total Active Contacts-11,956

EDUCATION OUTREACH:

School Presentations- Mrs. Gildea and Mrs. Sanchez will be presenting to four 1st grade classes at Blandford Elementary School on April 19th and April 26th. The students will be participating in the Water Cycle Bracelet activity.

Events- Travis Noelte and Gabriella Landeros are attending the Walnut/Diamond Bar Sheriff's Station Open House on Saturday, April 22nd from 10:00 am-2:00 pm.

Landscape Series - The Composting for a Healthy Garden class is scheduled for April 20th.

ROWLAND WATER DISTRICT'S LANDSCAPE SERIES

- FREE in person landscape classes to our customers -

Edible Gardening for Beginners
February 9, 2023
4:30 - 6:30 p.m.

Residential Leak Detection
March 16, 2023
4:30 - 5:30 p.m.

Composting for a Healthy Garden
April 20, 2023
4:30 - 6:00 p.m.

Landscaping for Fire Prevention
May 18, 2023
4:30 - 6:00 p.m.

CA Native Plants
June 15, 2023
4:30 - 6:30 p.m.

Register for any of the above classes online at www.rwd.org
Classes are on a first-come, first-served basis. Customers attending the classes will receive a FREE CA Native plant.

SPACE IS LIMITED!

For information and class descriptions visit rwd.org/classes

Landscape Makeover Program - Landscape retrofits are set to start in April 2023.



Mini Science and Solar Challenge Programs - Mrs. Gildea has 530 4th-6th grade students participating in the Mini Science and Mini Solar Challenge programs. Students represent five schools within Rowland Unified School District.

Mini Solar Boat Races were held at Nogales High School on April 6th and Mrs. Gildea will be presenting the awards to the students within the next month.

Other Water Education/Outreach Activities

- Staff continues attending monthly Conservation and Education Team (CET) meetings. Teachers are encouraged to visit: <https://pwagcet.org/> for resources on water-related lessons and grants.
- Staff continues attending Metropolitan Water District (MWD) education and Water Use Efficiency (WUE) meetings.

June 29, 2023 Leadership Breakfast

SPEAKER TOPIC

Water in a Changing World and
an Update on Pure Water
Southern California

LOCATION

Mountain Meadows Golf Course
1875 Fairplex Dr.
Pomona, CA 91768

TIME

7:30 - 9:00 a.m.

FEE

\$30 due at time of reservation
No payments will be accepted at
the door & no refunds or credits
will be issued to absentees

RSVP

Deadline June 08, 2023
Phone 909-621-5568 option 0
Email at mturner@tvmwd.com

CONTACT US

Three Valleys MWD
1021 E. Miramar Ave.
Claremont, CA 91711
909-621-5568 Option 0



www.threevalleys.com



THE SPEAKER

Adel Hagekhalil is the General Manager and Chief Executive Officer for the Metropolitan Water District of Southern California, the largest wholesale drinking water agency in the country. Metropolitan is a state-established cooperative that delivers water to 26-member public agencies, serving 19 million people across Southern CA.

As General Manager, Mr. Hagekhalil is responsible for leading Metropolitan's daily and long-term operations and planning to provide safe, reliable water to Southern California. He oversees Metropolitan's \$1.9 billion annual budget, 1,800 employees, and extensive system of conveyance, storage, treatment, and delivery infrastructure.

Mr. Hagekhalil is a registered civil engineer and national board-certified environmental engineer, having earned both a Bachelor's and Master's degree in Civil Engineering from the University of Houston, TX.





SPECIAL DISTRICTS LEGISLATIVE DAYS

EARLY BIRD PRICING – REGISTER ON OR BEFORE APRIL 21, 2023

- **CSDA Member - \$300 Early Registration / \$375 Regular Registration**
- **Non-Member - \$450 Early Registration / \$560 Regular Registration**

Three Ways to Register

- **Online:** Visit legislatedays.csda.net
- **Fax number:** 916.520.2465. All faxed forms must include credit card payment.
- **Mail:** CSDA, 1112 I Street, Suite 200, Sacramento, CA 95814. Please include registration form and payment. Checks should be made payable to: California Special Districts Association.

Not sure if you are a member?

Simply contact Eric Spencer at erics@csda.net or call toll-free at 877-924-2732.
It's not too late to become a CSDA member!

Full registration includes the evening reception and meals as indicated in the agenda.

Payment must accompany registration in order to process.

☐ **CSDA Member: \$300/EARLY BIRD**

☐ **Non-Member: \$450/EARLY BIRD**

☐ **CSDA Member: \$375/AFTER APRIL 21**

☐ **Non-Member: \$560/AFTER APRIL 21**

Total \$:

Name/Title:

District:

Address:

City:

State:

ZIP:

Phone:

Fax:

Email:

Emergency Contact Name/Phone Number:

PAYMENT

Payment type: ☐ Check ☐ Visa ☐ MasterCard ☐ Discover ☐ American Express

Acct. name:

Acct. Number:

Expiration date:

CVC:

Authorized Signature:

SPECIAL NEEDS

☐ Vegetarian ☐ Other:

Cancellations must be made in writing and received via fax, mail, or email no later than April 21, 2023, at 5:00 p.m. All cancellations made within the specified time will be refunded less a \$75 processing fee. There will be no refunds for cancellations made after April 21, 2023. Substitutions are acceptable and must be done in writing no later than May 5, 2023 at 5:00 p.m. Please submit any cancellation notice or substitution requests to meganh@csda.net or fax to 916-520-2465. Our Anti-Discrimination and Harassment Policy can be found under "CSDA Transparency" at www.csda.net/about-csda/who-we-are.

**CSDA**

California Special Districts Association
1112 I Street, Suite 200
Sacramento, CA 95814

A proud California Special Districts Alliance partner.

PRSRT STD
U.S. Postage
PAID
Permit No. 316
Sacramento, CA

Agenda At A Glance

Agenda subject to change

DAY ONE: May 16, 2023 – 9:00 a.m. - 6:30 p.m.

Learn more about the most pressing issues facing special districts and interact with California's leading policymakers.

- State Senator John Laird, Chair of Senate Working Group on Climate Change, Member of Senate Natural Resources and Water Committee, and former Secretary of California Natural Resources Agency
- Keynote from one of California's top leaders. Past speakers have included State Constitutional Officers and Cabinet Secretaries
- Lunch with leading state and local officials confronting drought, floods, and other natural disasters
- State legislative update from CSDA lobbyists
- Time for attendees to independently schedule meetings with legislative offices (2:00 – 5:00 p.m.)
- Private legislative reception with Legislators and Capitol staff

DAY TWO: May 17, 2023 – 7:30 a.m. - 11:45 a.m.

Explore how decisions are really made in the Capitol and help shape the outcome of special districts' priorities.

- Brunch with Legislators and Capitol staff
- Federal legislative briefing from National Special Districts Coalition Federal Advocacy Director
- Legal update on court cases impacting special districts

HOTEL INFORMATION

SHERATON GRAND SACRAMENTO HOTEL

1230 J Street
Sacramento,
CA 95814

Room reservations are available at the CSDA rate of \$205 plus tax for Traditional King.

The room reservation cut-off is April 21, 2023: however, space is limited and may sell out. The link for reservations will be emailed following registration.



[@CSDAdistricts](https://twitter.com/CSDAdistricts) #DistrictsAdvocate

**CSDA**

California Special
Districts Association

Districts Stronger Together

SPECIAL DISTRICTS LEGISLATIVE DAYS



Gain the edge on policy changes impacting your agency and exchange ideas with California's top decision-makers at the 2023 Special Districts Legislative Days, an interactive and informative two-day legislative conference in our State's Capitol.

Fully one-third of the State Legislature turned over this year, making the 2023 Special Districts Legislative Days a **MUST-ATTEND EVENT!**

EARLY BIRD DISCOUNT! Register and find the latest details at legislativedays.csda.net.

May 16-17, 2023

SHERATON GRAND SACRAMENTO HOTEL

1230 J Street • Sacramento, CA 95814



1830 South Nogales Street
Rowland Heights
CA 91748

(626) 965-2541
FAX (626) 854-8302
www.rowlandschools.org

Office of Superintendent



Governing Board
Cary C. Chen
Agnes P. Gonzalez
Kevin Hayakawa, Ph.D.
David M. Malkin
Erik Venegas

Superintendent of Schools
Julie Mitchell, Ed.D.

March 16, 2023

Rowland Water District
3021 S. Fullerton Road
Rowland Heights, CA 91748

Dear Rowland Water District,

On behalf of the Board of Education of the Rowland Unified School District, please accept our heartfelt appreciation for your generous donation of \$4,407.94 to Santana High School. Your donation was received on February 21, 2023, and was recognized at our Board Meeting on March 9, 2023. It is with donations such as yours, and the support you have given our students and staff, that we can provide experiences for our young people and enrich our programs.

Working together, we can educate our young people to become productive, giving, and active citizens. I can assure you that your donation has been well utilized and we are grateful for your generosity.

For your information, a gift or contribution to our school district is an allowed charitable contribution and tax deduction pursuant to Internal Revenue Code Sections 170(a) and 170(C)(2).

Again, thank you for your care, involvement, and support.

Sincerely,

Julie Mitchell, Ed.D.
Superintendent of Schools

JM/bc

Board Vision: The Rowland Unified School District promotes, expects, and accepts nothing short of excellence. We have a collective commitment to be the best school district in California.

Mission: The mission of the Rowland Unified School District, the progressive international community united in learning, is to empower students so that each actualizes his or her unique potential and responsibly contributes to a global society, through a system distinguished by rigorous academics, innovative use of technology, creative exploration, and nurturing learning experiences.

1830 South Nogales Street
Rowland Heights
CA 91748

(626) 965-2541
FAX (626) 854-8302

www.rowlandschools.org

Office of Superintendent



Governing Board
Cary C. Chen
Agnes P. Gonzalez
Kevin Hayakawa, Ph.D.
David M. Malkin
Erik Venegas

Superintendent of Schools
Julie Mitchell, Ed.D.

March 16, 2023

Rowland Water District
3021 S. Fullerton Road
Rowland Heights, CA 91748

Dear Rowland Water District,

On behalf of the Board of Education of the Rowland Unified School District, please accept our heartfelt appreciation for your generous donation of \$3,013.05 to Jellick Elementary School. Your donation was received on February 15, 2023, and was recognized at our Board Meeting on March 9, 2023. It is with donations such as yours, and the support you have given our students and staff, that we can provide experiences for our young people and enrich our programs.

Working together, we can educate our young people to become productive, giving, and active citizens. I can assure you that your donation has been well utilized and we are grateful for your generosity.

For your information, a gift or contribution to our school district is an allowed charitable contribution and tax deduction pursuant to Internal Revenue Code Sections 170(a) and 170(C)(2).

Again, thank you for your care, involvement, and support.

Sincerely,

Julie Mitchell, Ed.D.
Superintendent of Schools

JM/bc

Board Vision: The Rowland Unified School District promotes, expects, and accepts nothing short of excellence. We have a collective commitment to be the best school district in California.

Mission: The mission of the Rowland Unified School District, the progressive international community united in learning, is to empower students so that each actualizes his or her unique potential and responsibly contributes to a global society, through a system distinguished by rigorous academics, innovative use of technology, creative exploration, and nurturing learning experiences.



3/29/2023

Dear Rowland Water District,

On behalf of the Inter-Valley Hospital & Institution Committee and the Chili Cook off Planning Committee, I would like to thank you for your generous donation of \$500.00.

Your donation will help cover the cost of the Supplies for the Chili Cook off.

Your donation will also make it possible for the H&I Chili Cook off to raise enough money to buy AA Big Books and other AA literature to take in to hospitals and institutions and help make it possible for us to carry the message of recovery to those who cannot make it to a meeting.

Thank again for your support,

Sincerely

Brian Rodriguez

Chili Cook off Planning Committee Chair

Inter-Valley Hospital & Institution Committee Panel Board Chair Person

ACWA has launched two separate but concurrent election processes for the 2024-'25 term: the board officers' election for President and Vice President and the region board elections. **In order to vote for the board officers, each member agency must designate one voting representative by June 16.** To designate your agency's one voter, submit this Authorized Voting Representative Form by the June deadline. If you do not designate a representative to vote by the deadline, your agency's General Manager will be the authorized voter by default. Authorized voters will receive an electronic ballot on July 17. For more information about ACWA's elections, visit www.acwa.com/elections.

The person designated below will cast our agency's vote for the election of ACWA's President and Vice President for the 2024-'25 term in the upcoming election.

Member Agency's Name		Agency's Phone No.
Authorized Voting Representative's Name	Authorized Voting Representative's Email	Authorized Voting Representative's Phone No.

Our member agency would like to cast a paper ballot by U.S. mail instead of voting electronically.

Please provide the mailing address below only if you are voting by mail.

Mailing Address	City, State and Zip
-----------------	---------------------

Print Name of Member Agency's Authorized Signatory

X

Authorized Signatory Signature

Date

SUBMIT YOUR FORM

To: Donna Pangborn, Senior Clerk of the Board

Email: donnap@acwa.com

Mail: 980 9th Street, Suite 1000, Sacramento, CA 95814

SUBMISSION DEADLINE

JUNE 16, 2023

BOARD OFFICERS' ELECTION

REGION ELECTIONS



REGION MAP




ACWA Public Water Agency Members by County

Alameda Alameda County Water District City of Pleasanton Dublin San Ramon Services District East Bay Municipal Utility District Zone 7 Water Agency	Boron Community Services District Buena Vista Water Storage District Cawelo Water District City of Tehachapi Delano-Earlimart ID Groundwater Sustainability Delano-Earlimart Irrigation District Frazier Park Public Utilities District Golden Hills CSD Greenfield County Water District Groundwater Banking JPA Indian Wells Valley Water District Kern County Water Agency Kern Delta Water District Kern Tulare Water District Lost Hills Water District Mojave PUD North Kern WSD Rand Communities WD Rosamond CSD Rosedale-Rio Bravo WSD Semitropic WSD Shafter-Wasco ID Southern San Joaquin MUD Tehachapi-Cummings County WD West Kern WD Westside Water Authority Wheeler Ridge-Maricopa WSD	Gravelly Ford Water District Le Grand-Athlone Water District Madera County Water and Natural Resources Madera Irrigation District Madera Water District Madera-Chowchilla Water and PA	Idyllwild Water District Indio Water Authority Jurupa Community Services District Lake Hemet Municipal WD Mission Springs Water District Palo Verde Irrigation District Pinyon Pines County Water District Rancho California Water District Riverside County Flood Control & Water Conservation District Riverside Public Utilities Salton Sea Authority San Geronio Pass Water Agency Santa Ana Watershed Project Authority Santa Rosa Regional Resources Authority Western Municipal Water District	San Francisco San Francisco Public Utility Commission San Joaquin Banta-Carbona Irrigation District Central San Joaquin Water Conservation District Mountain House Community Services District North San Joaquin Water Conservation District Pescadero Reclamation District #2058 Reclamation District #2026 South San Joaquin Irrigation District Stockton East Water District The West Side Irrigation District Woodbridge Irrigation District	City of Santa Rosa - Water Dept. Forestville Water District Sonoma Mountain County WD Sonoma Valley Groundwater Sustainability Agency Sonoma Water Valley of the Moon Water District
Alpine Kirkwood Meadows PUD	Amador Amador Water Agency	Marin Bolinas Community PUD Marin Municipal Water District North Marin Water District Stinson Beach County Water District	Mariposa Mariposa Public Utilities District	Mendocino Brooktrails Township Community Services District Calpella County Water District Laytonville County Water District Mendocino County Russian River Flood Control & Water Millview County Water District Redwood Valley County WD Upper Russian River Water Agency Willow County Water District	Stanislaus City of Modesto, Utilities Department Del Puerto Water District Lake Don Pedro Community Services District Modesto Irrigation District Oakdale Irrigation District Patterson Irrigation District Stanislaus Regional Water Authority Turlock Irrigation District West Stanislaus Irrigation District
Butte Butte Water District Ducor Community Services District Paradise Irrigation District Reclamation District #2047 Richvale Irrigation District South Feather Water and Power Agency Thermalito Water & Sewer District Western Canal Water District	Calaveras Calaveras County Water District Calaveras Public Utility District San Andreas Sanitary District Utica Water Power Authority	Merced Central California Irrigation District Delhi County Water District Eastside Water District East Turlock Subbasin Groundwater Sustainability Agency Grassland Water District Henry Miller Rec. District #2131 Le Grand Community Services District Merced Integrated Regional Water Management Authority Merced Irrigation District Planada Community Services District San Luis & Delta-Mendota Water Authority San Luis Water District	Sacramento American River Flood Control District Carmichael Water District Citrus Heights Water District City of Folsom City of Sacramento - Dept. of Utilities Del Paso Manor Water District Delta Conveyance Design and Construction Authority Elk Grove Water District, Dept. of FRCD Fair Oaks Water District North Delta Water Agency Omochumne-Hartnell WD Reclamation District #1000 Rio Linda/Everta Community WD Sacramento County Water Agency Sacramento Suburban WD South Yuba Water District	San Mateo Bay Area Water Supply & Conservation Agency Coastside County Water District Mid-Peninsula Water District Montara Water & Sanitary District North Coast County Water District San Franciscoquito Creek Joint Powers Authority San Mateo Flood and Sea Level Rise Resiliency District Westborough Water District	Sutter Brophy Water District Feather Water District Reclamation District #1500 South Sutter Water District Sutter Extension Water District
Colusa Colusa County Water District Knights Landing Ridge Drainage District Princeton-Codora-Glenn Irrigation District Reclamation District #1004 Reclamation District #108 Sacramento River West Side Levee District Sites Project Joint Powers Authority	Contra Costa Byron Bethany Irrigation District Contra Costa Water District Diablo Water District East Contra Costa Irrigation District	Mammoth Mammoth Community WD	San Benito City of San Juan Bautista San Benito County Water District Sunnyslope County Water District	San Barbara Cachuma Operation and Maintenance Board Carpinteria Valley Water District Central Coast Water Authority City of Buellton City of Santa Barbara Goleta Water District Los Alamos Community Services District Mission Hills Community Services District Montecito Sanitation District Montecito Water District Santa Ynez River Water Conservation District Improvement District No. 1 Vandenberg Village Community Services District	Tehama Corning Water District
El Dorado El Dorado County Water Agency El Dorado Irrigation District Georgetown Divide PUD South Tahoe Public Utilities District	Elk Clearlake Oaks County Water District Hidden Valley Lake Community Services District	Mono Mammoth Community WD	San Bernardino Apple Valley Foothill County WD Apple Valley Heights County WD Bear Valley Basin Groundwater Sustainability Agency Big Bear City Community Services District Big Bear Municipal Water District Chino Basin Water Conservation District Chino Basin Watermaster City of Rialto/Rialto Utility Authority Crestline Village Water District Crestline-Lake Arrowhead WA Cucamonga Valley Water District East Valley Water District Hi-Desert Water District Inland Empire Utilities Agency Joshua Basin Water District Mariana Ranchos County WD Mojave Water Agency Monte Vista Water District San Bernardino Valley Municipal Water District San Bernardino Valley Water Conservation District Twentynine Palms Water District West Valley Water District	Santa Clara City of Mountain View Purissima Hills Water District Valley Water	Trinity Weaverville Community Services District
Fresno City of Fresno Consolidated Irrigation District Dudley Ridge Water District Firebaugh Canal Water District Free Water County Water District Fresno Irrigation District Fresno Metropolitan Flood Control District Fresno Slough Water District Friant North Authority James Irrigation District Kings River Water District Laguna Irrigation District Laton Community Service District Malaga County Water District McMullin Area Groundwater Sustainability Agency Mid-Valley Water District Orange Cove Irrigation District Pacheco Water District Panoche Drainage District Panoche Water District Pinedale County Water District Raisin City Water District Reclamation District #1606 Riverdale Irrigation District Root Creek Water District Sierra Cedars Community Services District Tranquillity Irrigation District Westlands Water District	Los Angeles Antelope Valley State Water Contractors Antelope Valley-East Kern WA Azusa Light & Water Burbank Water & Power Central Basin MWD Cresenta Valley Water District City of Compton City of Glendora-Water Division City of La Verne City of Long Beach Water Dept. Devils Den Water District Foothill Municipal Water District Glendale Water & Power Kinneloa Irrigation District La Canada Irrigation District La Puente Valley County WD Las Virgenes Municipal WD Littlerock Creek Irrigation District Los Angeles County Waterworks Districts Los Angeles Dept. of Water Power Main San Gabriel Basin Watermaster Metropolitan Water District of Southern California Orchard Dale Water District Palm Ranch Irrigation District Palmdale Water District Pasadena Water & Power Pico Water District Pomona-Walnut-Rowland JWLC Puente Basin Water Agency Quartz Hill Water Districts Rowland Water District San Gabriel Basin Water Quality Authority San Gabriel County Water District San Gabriel Valley Municipal Water District Santa Clarita Valley Water Agency Spadra Basin Groundwater Sustainability Agency SCV Groundwater Sustainability Agency South Montebello Irrigation District Three Valleys Municipal WD Upper San Gabriel Valley MWD Upper Santa Clara Valley Joint Power Authority Valley County Water District Walnut Valley Water District Water Replenishment District of Southern California West Basin Municipal Water District	Monterey Aromas Water District Castroville Community Services District Marina Coast Water District Monterey One Water Monterey Peninsula Water Management District Pebble Beach Community Services District	Napa Circle Oaks County Water District	Santa Cruz Central Water District City of Santa Cruz Water Dept. City of Watsonville Water Department Pajaro Valley Water Management Agency Pajaro/Sunny Mesa Community Services District Scotts Valley Water District Soquel Creek Water District	Tulare Alpaugh Community Services District Alpaugh Irrigation District Alta Irrigation District County of Tulare, County Administration Office Deer Creek & Tule River Authority Eastern Tule GSA JPA Exeter Irrigation District Friant Power Authority Friant Water Authority Ivanhoe Irrigation District Ivanhoe Public Utilities District Kaweah Delta Water Conservation District Kaweah River Power Authority Kings River East Groundwater Sustainability Agency Kings River Water District Lindsay-Strathmore Irrigation District Lower Tule River Irrigation District Lower Tule River Irrigation District GSA Mid-Kaweah Groundwater Sustainability Agency Orosi Public Utilities District Pixley Irrigation District Pixley Irrigation District GSA Porterville Irrigation District Saucelito Irrigation District South Valley Water Association South Valley Water Banking Authority St. Johns Water District Stone Corral Irrigation District Terra Bella Irrigation District Tri-Valley Water District Tulare Irrigation District
Glenn Glenn-Colusa Irrigation District Glide Water District Kanawha Water District Orland-Artois Water District Provident Irrigation District Reclamation District #2047 Tehama Colusa Canal Authority	Humboldt Humboldt Bay Harbor Rec. & CD Humboldt Bay Municipal WD Humboldt CSD McKinleyville CSD	Orange City of Newport Beach City of Santa Ana City of Seal Beach East Orange County Water District El Toro Water District Irvine Ranch Water District La Habra Heights County Water District Laguna Beach County Water District Mesa Water District Moulton Niguel Water District MWD of Orange County Orange County Water District Santa Margarita Water District Santiago Aqueduct Commission Serrano Water District South Coast Water District Trabuco Canyon Water District West Orange County Water Board Yorba Linda Water District	San Diego Borrego Water District Carlsbad Municipal Water District City of Escondido City of Oceanside-Water Utilities Dept. City of San Diego Public Utilities Fallbrook Public Utility District Helix Water District Lakeside Water District Majestic Pines Community Services District Olivenhain Municipal Water District Otay Water District Padre Dam Municipal Water District Rainbow Municipal Water District Ramona Municipal Water District Rincon del Diablo Municipal Water District San Diego County Water Authority San Dieguito Water District Santa Fe Irrigation District South Bay Irrigation District Sweetwater Authority Upper San Luis Rey RCD Vallecitos Water District Valley Center Municipal Water District Vista Irrigation District Wynola Water District Yuima Municipal Water District	Sierra Sierra County WWD #1	Tuolumne Tri-Dam Project Tuolumne County Water Agency Tuolumne Utilities District
Imperial Bard Water District Imperial Irrigation District	Inyo Wheeler Crest CSD Sierra Highlands CSD	Riverside Beaumont-Cherry Valley WD Benford-Coldwater Groundwater Sustainability Agency City of Corona Dept. of Water & Power Coachella Valley Water District Coachella Water Authority Desert Water Agency Eastern Municipal Water District Elsinore Valley MWD	Sierra Sierra County WWD #1	Siskiyou Montague Water Conservation District Scott Valley Irrigation District Tulelake Irrigation District	Ventura Arroyo Santa Rosa GSA Calleguas Municipal Water District Camrosa Water District Casitas Municipal Water District Channel Islands Beach Community Services District County of Ventura Public Works Pleasant Valley County Water District Triunfo Water & Sanitation District United Water Conservation District Ventura County, Public Works Ventura River Water District Ventura Water, City of Ventura
Kern Arvin-Edison Water Storage District Belridge Water Storage District Berrenda Mesa Water District	Yuba Browns Valley Irrigation District Camp Far West Irrigation District City of Yuba City North Yuba Water District Ramirez Water District Yuba County Water Agency			Solano City of Fairfield City of Vacaville, Utilities Department City of Vallejo Maine Prairie Water District Reclamation District #2068 Rural North Vacaville Water District Solano County Water Agency Solano Irrigation District Suisun-Solano Water Authority	Yolo Dunnigan Water District Reclamation District #2035 Reclamation District #307 Reclamation District #744 Reclamation District #999 Woodland Davis Clean Water Agency Yolo County Flood Control and Water Conservation District

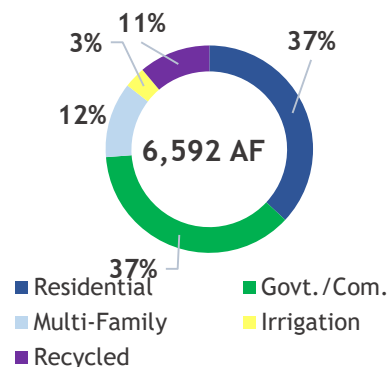


ROWLAND WATER DISTRICT FINANCIAL DASHBOARD

February 28, 2023



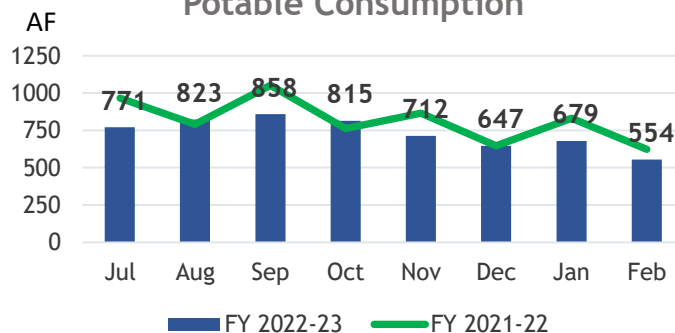
Consumption by Class 1



90% of Prior Year

62% of Budget 2

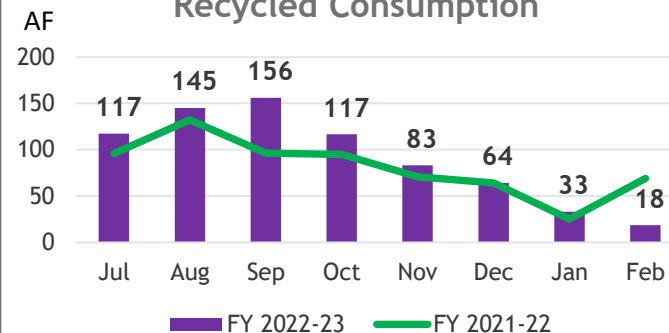
Potable Consumption



113% of Prior Year

71% of Budget 3

Recycled Consumption



YTD Revenue
Annual Budget

\$20,025,067
\$29,582,400

68% 4

YTD Expense
Annual Budget

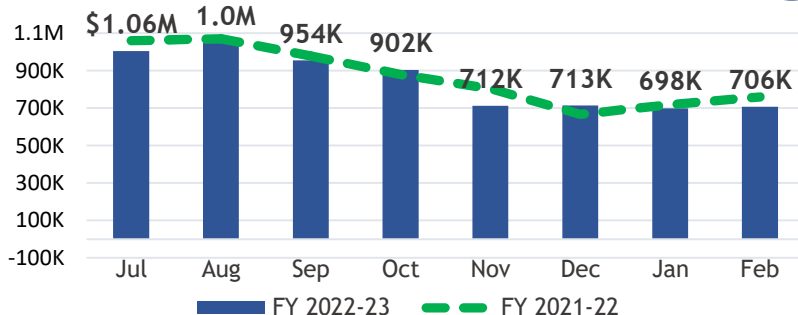
\$13,656,420
\$22,673,600

60% 5

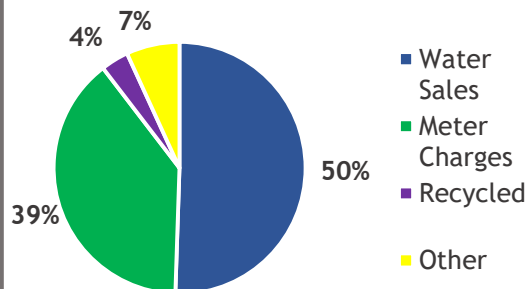
YTD Water Purchases
of \$6.7 M

49% of YTD Expense

Water Purchases 6



Revenues by Category 7



CIP Completion 8

