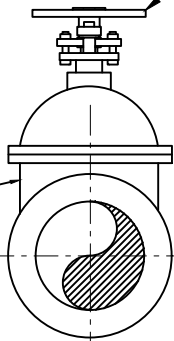


NOT TO SCALE

NOTE: USE GATE VALVES FOR PIPES 12" AND SMALLER. USE BUTTERFLY VALVES FOR PIPES LARGER THAN 12".

HANDWHEEL




C509 RESILIENT WEDGE GATE VALVE MUELLER A-2362, 350 PSI GATE VALVE W/ HANDWHEEL OR APPROVED EQUAL

ABOVE GROUND GATE VALVE APPLICATIONS

NOT TO SCALE

2" WRENCH NUT



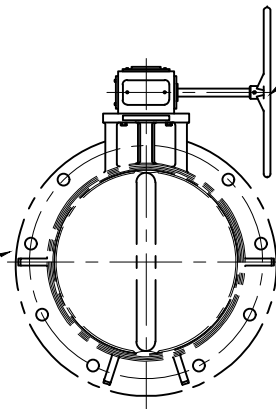
C509 RESILIENT WEDGE GATE VALVE MUELLER A-2362, 350 PSI GATE VALVE W/ 2" WRENCH NUT OR APPROVED EQUAL

SEE THRUST BLOCK STANDARD DETAIL

BURIED GATE VALVE APPLICATIONS

NOT TO SCALE

HANDWHEEL

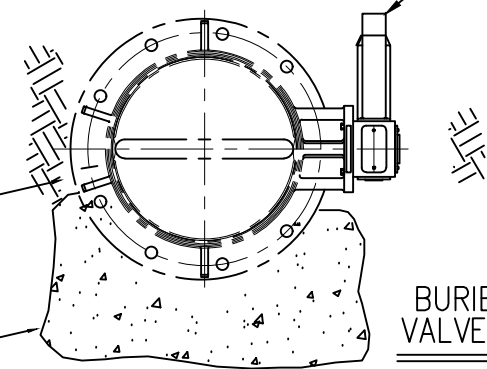


C504 RESILIENT BUTTERFLY VALVE PRATT GA-11864, CLASS 150 W/ MANUAL HAND WHEEL OR APPROVED EQUAL

ABOVE GROUND BUTTERFLY VALVE APPLICATIONS

NOT TO SCALE

2" WRENCH NUT



C504 RESILIENT BUTTERFLY VALVE PRATT GA-11444, CLASS 150 W/ 2" WRENCH NUT OR APPROVED EQUAL

SEE THRUST BLOCK STANDARD DETAIL

BURIED BUTTERFLY VALVE APPLICATIONS

NOT TO SCALE

APPROVED BY:

Tom Coleman 9/15/21
TOM COLEMAN DATE
GENERAL MANAGER



DRAWING #

W-12

REVISION DATE:
SEPTEMBER
2021

ROWLAND WATER DISTRICT

GATE AND BUTTERFLY VALVE STANDARD DETAIL

1
OF 1