



# Board of Directors *Regular Meeting*



**C**OLLABORATION  
Working together towards a common purpose

**E**NGAGEMENT  
Building awareness and participation within our organization, our community and our industry

**T**EAMWORK  
Connecting with each other to advance the organization

**R**ESILIENCE  
Adapting well in the face of adversity

**A**CCOUNTABILITY  
Acting responsibly and with our customers in mind

**E**XCELLENCE  
Providing the very best for our customers

## September 13, 2022, at 6:00 p.m.

---

3021 Fullerton Road, Rowland Heights, CA 91748  
(562) 697-1726 | [RWD.org](http://RWD.org)



## **AGENDA**

Regular Meeting of the Board of Directors  
3021 Fullerton Road  
Rowland Heights, CA 91748  
September 13, 2022 -- 6:00 PM

---

---

*Agenda materials are available for public review at <https://www.rowlandwater.com/agendas-minutes/>. Materials related to an item on this Agenda submitted after distribution of the Agenda packet are available for public review at the District office located at 3021 Fullerton Road, Rowland Heights, CA 91748.*

### **CALL TO ORDER**

### **PLEDGE OF ALLEGIANCE**

### **ROLL CALL OF DIRECTORS**

Anthony J. Lima, President  
Szu Pei Lu-Yang, Vice President  
Robert W. Lewis  
John Bellah  
Vanessa Hsu

### **ADDITION(S) TO THE AGENDA**

### **PUBLIC COMMENT ON NON-AGENDA ITEMS**

*Any member of the public wishing to address the Board of Directors regarding items not on the Agenda within the subject matter jurisdiction of the Board should do so at this time. With respect to items on the agenda, the Board will receive public comments at the time the item is opened for discussion, prior to any vote or other Board action. A three-minute time limit on remarks is requested.*

*Any person may make a request for a disability-related modification or accommodation needed for that person to be able to participate in the public meeting by contacting Gabriela Sanchez, Executive Assistant, at (562) 383-2323, or writing to Rowland Water District, at 3021 Fullerton Road, Rowland Heights, CA 91748. Requests must specify the nature of the disability and the type of accommodation requested. A telephone number or other contact information should be included so that District staff may discuss appropriate arrangements. Anyone requesting a disability-related accommodation should make the request with adequate time prior to the meeting in order for the District to provide the requested accommodation.*

*Any member of the public wishing to participate in the meeting, who requires a translator to understand or communicate in English, should arrange to bring a translator with them to the meeting.*

## 1. CONSENT CALENDAR

*All items under the Consent Calendar are considered to be routine matters, status reports, or documents covering previous Board instruction. The items listed on the Consent Calendar will be enacted by one motion unless separate discussion is requested.*

### 1.1 [Approval of the Minutes of Regular Board Meeting held on August 9, 2022](#)

*Recommendation: The Board of Directors approve the Minutes as presented.*

### 1.2 [Demands on General Fund Account for July 2022](#)

*Recommendation: The Board of Directors approve the demands on the general fund account as presented.*

### 1.3 [Investment Report for July 2022](#)

*Recommendation: The Board of Directors approve the Investment Report as presented.*

### 1.4 [Water Purchases for July 2022](#) - For information only.

### 1.5 [California Reservoir Conditions](#) – For information only.

*Next Special Board Meeting:* September 27, 2022, 6:00 p.m.

*Next Regular Board Meeting:* October 11, 2022, 6:00 p.m.

## 2. ACTION ITEMS

*This portion of the Agenda is for items where staff presentations and Board discussions are needed prior to formal Board action.*

### 2.1 [Review and Approve Directors' Meeting Reimbursement August 2022](#)

*Recommendation: The Board of Directors approve the Meeting Reimbursements as presented.*

### 2.2 [Approval of Resolution No. 9-2022, Accepting a Grant of Pipeline and Water Infrastructure Easement From Olson Urban III – La Puente 1, LLC](#)

*Recommendation: The Board of Directors adopt Resolution No. 9-2022 and authorize the General Manager to execute the Grant of Easement.*

## 3. PUBLIC RELATIONS

### 3.1 [Communications Outreach](#)

CV Strategies

### 3.2 [Education Update](#)

Brittnie Gildea

## 4. DISCUSSION OF UPCOMING CONFERENCES, WORKSHOPS, OR EVENTS

*(Including items that may have arisen after posting of the agenda)*

### 4.1 [Three Valleys Municipal Water District Leadership Breakfast – October 13, 2022](#)

## 5. LEGISLATIVE INFORMATION

## 6. REVIEW OF CORRESPONDENCE

## 7. COMMITTEE & ORGANIZATION REPORTS *(verbal reports)*

### 7.1 Joint Powers Insurance Authority

Directors Hsu/Lewis

### 7.2 Three Valleys Municipal Water District

Directors Lu-Yang/Lima

- |     |   |                          |
|-----|---|--------------------------|
| 7.3 | Association of California Water Agencies                  | Directors Lewis/Bellah   |
| 7.4 | Puente Basin Water Agency                                 | Directors Lima/Lewis     |
| 7.5 | Project Ad-Hoc Committee                                  | Directors Lima/Lu-Yang   |
| 7.6 | Regional Chamber of Commerce-Government Affairs Committee | Directors Lewis/Bellah   |
| 7.7 | P-W-R Joint Water Line Commission                         | Directors Lima/Bellah    |
| 7.8 | Sheriff's Community Advisory Council                      | Directors Lu-Yang        |
| 7.9 | Rowland Heights Community Coordinating Council            | Directors Lu-Yang/Bellah |

## 8. OTHER REPORTS, INFORMATION ITEMS AND COMMENTS

- |     |                                |             |
|-----|--------------------------------|-------------|
| 8.1 | <a href="#">Finance Report</a> | Mrs. Malner |
| 8.2 | Operations Report              | Mr. Moisio  |
| 8.3 | Personnel Report               | Mr. Coleman |

## 9. ATTORNEY'S REPORT Mr. Byrne

## 10. CLOSED SESSION

### a. CONFERENCE WITH REAL PROPERTY NEGOTIATOR – [§54956.8]

Property:	18938 Granby Place, Rowland Heights, CA 91748
District Negotiator:	Tom Coleman, General Manager
Negotiating Parties:	Mark I. Chen Revocable Living Trust dated 9-8-17
Under Negotiation:	Price and Terms

### b. CONFERENCE WITH REAL PROPERTY NEGOTIATOR – [§54956.8]

Property:	Assessor Parcel Numbers 8266-002-901 and 8269-003-903
District Negotiator:	Tom Coleman, General Manager
Negotiating Parties:	Puente Hills Habitat Authority
Under Negotiation:	Price and Terms of Payment

## 11. RECONVENVE/REPORT ON CLOSED SESSION

### General Manager's and Directors' Comments

### Future Agenda Items

### Late Business

*No action shall be taken on any items not appearing on the posted agenda, except upon a determination by a majority of the Board that an emergency situation exists, or that the need to take action arose after the posting of the agenda.*

### ADJOURNMENT

President ANTHONY J. LIMA, Presiding





Minutes of the Regular Meeting  
of the Board of Directors of the Rowland Water District  
August 9, 2022 – 6:00 p.m.  
3021 Fullerton Road  
Rowland Heights, CA 91748

---

**PLEDGE OF ALLEGIANCE**

**ROLL CALL OF DIRECTORS**

President Anthony J. Lima  
Vice President Szu Pei Lu-Yang  
Director John Bellah  
Director Robert W. Lewis  
Director Vanessa Hsu (arrived at 6:30 p.m.)

**ABSENT:**

None.

**OTHERS PRESENT:**

Joseph Byrne, Legal Counsel, Best, Best & Krieger  
Erin Kaiman, CV Strategies  
Tara Bravo, CV Strategies  
Mike Ti, Director, TVMWD  
Jody Roberto, Director, TVMWD  
Matt Litchfield, TVMWD

**ROWLAND WATER DISTRICT STAFF**

Tom Coleman, General Manager  
Dusty Moisio, Assistant General Manager  
Myra Malner, Director of Finance  
Gabby Sanchez, Executive Assistant  
Brittnie Gildea, Education and Community Outreach Coordinator  
Elisabeth Mendez, Compliance and Safety Coordinator  
Allen Davidson, Field Operations Supervisor

**ADDITION(S) TO THE AGENDA**

**PUBLIC COMMENT ON NON-AGENDA ITEM**

None.

## **1. CONSENT CALENDAR**

Upon motion by Director Lewis, seconded by Director Lu-Yang, the Consent Calendar was unanimously approved as follows:

**1.1** Approval of the Minutes of Regular Board Meeting Held on July 12, 2022

**1.2** Demands on General Fund Account for June 2022

**1.3** Investment Report for June 2022

**1.4** Water Purchases for June 2022

**1.5** California Reservoir Conditions

(Motion pass 4-0)

Next Regular Board Meeting: September 13, 2022, 6:00 p.m.

## **2. ACTION ITEMS**

### **2.1 Review and Approve Directors' Meeting Reimbursements for July 2022**

Upon motion by Director Lu-Yang, seconded by Director Lewis, the Board unanimously approved the Directors' Meeting Reimbursement Report as presented. (Motion pass 4-0)

### **2.2 LAFCO Nomination of Candidate for Independent Special District Voting Member**

Board members entertained discussion regarding Director Lewis' interest in submitting his nomination for LAFCO's Independent Special District Voting Member vacancy.

Upon motion by Lu-Yang, seconded by Director Bellah, the Board unanimously nominated Director Lewis for consideration by LAFCO for the Independent Special District Voting Member position. (Motion pass 4-0)

## **3. PUBLIC RELATIONS**

### **3.1 Communications Outreach (CV Strategies)**

Ms. Kaiman provided an update on CV Strategies' communications outreach activities performed on behalf of the District during the month of July 2022. Additionally, she distributed hard copies of WaterWorld Magazine and directed attention to the article on "Reuse to Reduce Demand," authored by Dusty Moisieo.

### **3.2 Education Update**

Mrs. Gildea presented a PowerPoint presentation on community outreach and education activities as listed in the Education Outreach Report. The presentation showcased pictures of the District's attendance at the National Night Out (August 2, 2022), participation in the Shoes That Fit distribution of items for students (August 4, 2022), and detailed the District's Landscape Makeover Program.

## **4. DISCUSSION OF UPCOMING CONFERENCES, WORKSHOPS, OR EVENTS (INCLUDING ITEMS THAT MAY HAVE ARISEN AFTER THE POSTING OF THE AGENDA)**

**4.1** Board members advised Ms. Sanchez of their interest in attending ACWA's 2022 Fall Conference (November 28-December 1, 2022).

- 4.2 Upon motion by Director Lewis, seconded by Director Lu-Yang, the Board unanimously approved compensation of per diem in addition to reimbursement for travel expenses incurred in attending the Southern California Asian Pacific Islander Elected Official Summit on September 10, 2022. (Motion pass 4-0)

(Director Hsu arrived at this moment)

**5. LEGISLATIVE INFORMATION**

The Board received status updates on ACWA-led SB 222 (Dodd) - *Low-Income Rate Assistance*, Oppose Unless Amended Coalition, and AB 2449 (Rubio) - *Open Meetings: local agencies: teleconferences*.

**6. REVIEW OF CORRESPONDENCE – None.**

**7. COMMITTEE REPORTS**

**7.1 Joint Powers Insurance Authority** – Nothing to report.

**7.2 Three Valleys Municipal Water District** – Mr. Matt Litchfield, General Manager of TVMWD, spoke on matters pertaining to MWD’s ask for curtailing outdoor water use during the period of September 6 – 21, 2022, due to the emergency repair to the upper feeder pipeline.

**7.3 Association of California Water Agencies** – Nothing to report.

**7.4 Puente Basin Water Agency (PBWA)** – It was reported that during the August 4, 2022, PBWA meeting, the Agency established a bank account with Citizens Business Bank, adopted a resolution establishing volunteer personnel coverage under worker’s compensation, and received reports on regional water supply reliability programs and Pomona Basin Regional Groundwater Projects.

**7.5 Project Ad-Hoc Committee** - Nothing to report.

**7.6 Regional Chamber of Commerce** – Director Bellah reported on activities from the August 8, 2022, Government Affairs committee Meeting.

**7.7 P-W-R Joint Waterline Commission** – Noting to report.

**7.8 Sheriff’s Community Advisory Council** - Nothing to report.

**7.9 Rowland Heights Community Coordinating Council (RHCCC)** – The Board was informed of the District’s presentation to the RHCCC on August 8, 2022, on the subject matter of conservation measures.

**8. OTHER REPORTS, INFORMATION ITEMS AND COMMENTS**

**8.1 Finance Report**

Director of Finance, Myra Malner, presented a year-to-date Financial Dashboard containing comparative graphs of Revenue and Expense by Category and Consumption by Class through June 30, 2022.

## 8.2 Operations Report

Assistant General Manager, Dusty Moisio, provided the Board with field operations tasks completed in the month of July (as listed below) and an update on the District's security upgrade project.

- Water Samples – 125
- Site Inspections - 68
- Service Orders Completed - 318
- Meters Replaced - 104
- Modules Replaced - 0
- Dig Alerts – 294
- Service Lines Replaced- 3
- System Valves Replaced- 0
- Air Releases Inspections - 29
- Recycled Water Inspections – 8

## 8.3 Personnel Report

General Manager Tom Coleman advised the Board on two current requirements: Project Manager and Maintenance I.

## 9. ATTORNEY'S REPORT

Legal Counsel, Joseph Byrne mentioned the public release of the Draft EIR for the Delta Conveyance Project and some particulars of the Draft EIR were discussed. He then noted that there would be no need for Closed Session.

## 10. CLOSED SESSION

A closed session was not held in connection with the items listed below:

### a. Conference with Real Property Negotiator – [§54956.8]

Property: Portion of Property Located at  
804 S. Azusa Ave., City of Industry, CA  
District Negotiator: Tom Coleman, General Manager  
Negotiating Parties: City of Industry  
Under Negotiation: Price and Terms

### b. Conference with Real Property Negotiator – [§54956.8]

Property: Assessor Parcel Numbers 8266-002-901 and 8269-003-903  
District Negotiator: Tom Coleman, General Manager  
Negotiating Parties: Puente Hills Habitat Authority  
Under Negotiation: Price and Terms of Payment

**General Manager's and Directors' Comments** – General Manager Tom Coleman informed the Board that a Board Development Workshop has been scheduled for September 27, 2022, at 6:00 p.m.

**Future Agenda Item(s)** – None.

**Late Business** – None.



A motion was made by Director Hsu, seconded by Director Lu-Yang, and unanimously carried to adjourn the meeting. The meeting was adjourned at 7:30 p.m.

\_\_\_\_\_  
ANTHONY J. LIMA  
Board President

Attest: \_\_\_\_\_  
TOM COLEMAN  
Board Secretary

UNAPPROVED MINUTES

## Report Criteria:

Report type: GL detail

GL Period	Check Issue Date	Check Number	Vendor Number	Payee	Description	Check Amount
<b>30751</b>						
07/22	07/05/2022	30751	117	ACE PELIZON PLUMBING INC	REPAIR TOILET	989.00
Total 30751:						989.00
<b>30752</b>						
07/22	07/05/2022	30752	62475	ALLEN DAVIDSON	WORK BOOTS	400.00
Total 30752:						400.00
<b>30753</b>						
07/22	07/05/2022	30753	62810	BREAKING THE CHAIN CONSULTING	MANAGEMENT AND STAFF COACHING	6,000.00
07/22	07/05/2022	30753	62810	BREAKING THE CHAIN CONSULTING	STRENGTHS FINDER ASSESSMENT (1)	49.99
Total 30753:						6,049.99
<b>30754</b>						
07/22	07/05/2022	30754	62700	CITIZENS TRUST C/O CITIZEN BUSIN	TRUSTEES FEES	1,721.85
Total 30754:						1,721.85
<b>30755</b>						
07/22	07/05/2022	30755	62439	CVSTRATEGIES	COMMUNICATION SERVICES-DELEGATION	4,077.50
07/22	07/05/2022	30755	62439	CVSTRATEGIES	COMMUNICATION SERVICES-BOARD SUPPORT	2,001.25
07/22	07/05/2022	30755	62439	CVSTRATEGIES	COMMUNICATION SERVICES-GENERAL	2,289.70
07/22	07/05/2022	30755	62439	CVSTRATEGIES	COMMUNICATION SERVICES-WEBSITE	727.50
07/22	07/05/2022	30755	62439	CVSTRATEGIES	COMMUNICATION SERVICES-FACTSHEET	951.25
07/22	07/05/2022	30755	62439	CVSTRATEGIES	COMMUNICATION SERVICES-CCR	995.00
07/22	07/05/2022	30755	62439	CVSTRATEGIES	COMMUNICATION SERVICES-PRESS RELEASES	1,203.75
Total 30755:						12,245.95
<b>30756</b>						
07/22	07/05/2022	30756	330	FUEL PRO INC	D/O INSPECTION	170.00
Total 30756:						170.00
<b>30757</b>						
07/22	07/05/2022	30757	5600	G M SAGER CONSTRUCTION	DRIVEWAY APPROACH-CHESTNUT ST AND ANAHE	1,640.00
07/22	07/05/2022	30757	5600	G M SAGER CONSTRUCTION	CURB & GUTTER- CHESTNUT ST AND ANAHEIM A	1,070.00
07/22	07/05/2022	30757	5600	G M SAGER CONSTRUCTION	ASPHALT	1,701.20
Total 30757:						4,411.20
<b>30758</b>						
07/22	07/05/2022	30758	62822	GABRIELA SANCHEZ	SCWUA LUNCH TICKETS	260.75
Total 30758:						260.75
<b>30759</b>						
07/22	07/05/2022	30759	2600	HACH COMPANY	WATER QUALITY TESTING SUPPLIES	525.23
07/22	07/05/2022	30759	2600	HACH COMPANY	WATER QUALITY TESTING SUPPLIES	459.64

GL Period	Check Issue Date	Check Number	Vendor Number	Payee	Description	Check Amount
Total 30759:						984.87
<b>30760</b>						
07/22	07/05/2022	30760	62526	HARRINGTON INDUSTRIAL PLASTICS	SUPPLIES FOR RES	153.87
Total 30760:						153.87
<b>30761</b>						
07/22	07/05/2022	30761	62624	HASA INC	CHEMICALS FOR RCS	568.62
07/22	07/05/2022	30761	62624	HASA INC	CHEMICALS FOR RCS	609.23
07/22	07/05/2022	30761	62624	HASA INC	CHEMICALS FOR RCS	304.62
07/22	07/05/2022	30761	62624	HASA INC	CHEMICALS FOR RCS	304.62
07/22	07/05/2022	30761	62624	HASA INC	CHEMICALS FOR RCS	141.51
07/22	07/05/2022	30761	62624	HASA INC	CHEMICALS FOR RCS	304.62
07/22	07/05/2022	30761	62624	HASA INC	CHEMICALS FOR RCS	345.23
Total 30761:						2,578.45
<b>30762</b>						
07/22	07/05/2022	30762	62713	JCL TRAFFIC SERVICES	MISC SIGNS	614.21
Total 30762:						614.21
<b>30763</b>						
07/22	07/05/2022	30763	62680	JOHNNY NAZAROFF	WORK BOOTS	361.62
07/22	07/05/2022	30763	62680	JOHNNY NAZAROFF	D3 RENEWAL	90.00
Total 30763:						451.62
<b>30764</b>						
07/22	07/05/2022	30764	62782	JR'S ENVIRONMENTAL SERVICES	CALIBRATION-NOGALES LIFT STATION	1,995.00
Total 30764:						1,995.00
<b>30765</b>						
07/22	07/05/2022	30765	62664	M & J TREE SERVICE	MAINTENANCE-6 SITES	6,400.00
Total 30765:						6,400.00
<b>30766</b>						
07/22	07/05/2022	30766	62448	PARS	GASBY 45 MANAGEMENT FEE	1,425.21
Total 30766:						1,425.21
<b>30767</b>						
07/22	07/05/2022	30767	62458	RH BUCKBOARD DAYS PARADE	SPONSORSHIP-BUCKBOARD DAY PARADE	1,000.00
Total 30767:						1,000.00
<b>30768</b>						
07/22	07/05/2022	30768	62502	S & J SUPPLY COMPANY, INC	MATERIALS FOR COLIMA WIDENING	1,778.41
07/22	07/05/2022	30768	62502	S & J SUPPLY COMPANY, INC	1 INCH AIR RELEASE VALVE	2,960.20
07/22	07/05/2022	30768	62502	S & J SUPPLY COMPANY, INC	TAX	281.21
Total 30768:						5,019.82

GL Period	Check Issue Date	Check Number	Vendor Number	Payee	Description	Check Amount
<b>30769</b>						
07/22	07/05/2022	30769	62249	SECURE SITE SOLUTIONS INC	SMOKE DETECTOR REPLACEMENT	164.25
Total 30769:						164.25
<b>30770</b>						
07/22	07/05/2022	30770	62534	SHRED IT C/O STERICYCLE INC	SHREDDING SERVICE	129.44
07/22	07/05/2022	30770	62534	SHRED IT C/O STERICYCLE INC	SHREDDING SERVICE	129.44
07/22	07/05/2022	30770	62534	SHRED IT C/O STERICYCLE INC	SHREDDING SERVICE	129.44
Total 30770:						388.32
<b>30771</b>						
07/22	07/05/2022	30771	215	SOUTH COAST AQMD	ANNUAL RENEWAL-FACILITY ID 103956	937.52
07/22	07/05/2022	30771	215	SOUTH COAST AQMD	EMISSIONS FEES-FACILITY ID 103956	151.85
Total 30771:						1,089.37
<b>30772</b>						
07/22	07/05/2022	30772	62521	TRIPEPI SMITH & ASSOCIATES	MONTHLY WEBSITE MAINTENANCE	375.00
Total 30772:						375.00
<b>30773</b>						
07/22	07/11/2022	30773	62840	AM-TEC TOTAL SECURITY INC	SECURITY IMPROVEMENT	75,229.15
Total 30773:						75,229.15
<b>30774</b>						
07/22	07/11/2022	30774	62554	APPLIED TECHNOLOGY GROUP	FCC FREQUENCY PROTECTION SERVICE CONTR	600.00
07/22	07/11/2022	30774	62554	APPLIED TECHNOLOGY GROUP	KNT S-CA #C1210507, KNT S-CA #C2311353 & KNT	48.39
Total 30774:						648.39
<b>30775</b>						
07/22	07/11/2022	30775	62047	COUNTY OF LOS ANGELES	LAFCO OPERATING EXPENSES	9,937.98
Total 30775:						9,937.98
<b>30776</b>						
07/22	07/11/2022	30776	22541	DOTY BROS CONSTRUCTION CO	REPLACE 10" LARGE METERS	55,826.75
07/22	07/11/2022	30776	22541	DOTY BROS CONSTRUCTION CO	REPLACE 10" LARGE METERS	11,753.00
Total 30776:						67,579.75
<b>30777</b>						
07/22	07/11/2022	30777	62826	G & A NELOS CONSTRUCTION INC	1" LONG SIDE SERVICE FOR 18615 MESCAL	8,350.00
Total 30777:						8,350.00
<b>30778</b>						
07/22	07/11/2022	30778	27211	HILL BROS CHEMICAL CO	CHEMICAL FOR RES	718.20
Total 30778:						718.20
<b>30779</b>						
07/22	07/11/2022	30779	2724	HOME DEPOT CREDIT SERVICES	TOOLS & SUPPLIES	241.44



GL Period	Check Issue Date	Check Number	Vendor Number	Payee	Description	Check Amount
07/22	07/11/2022	30779	2724	HOME DEPOT CREDIT SERVICES	MAINTENANCE & OPERATION	579.99
07/22	07/11/2022	30779	2724	HOME DEPOT CREDIT SERVICES	SUPPLIES FOR SERVICES	180.30
Total 30779:						1,001.73
<b>30780</b>						
07/22	07/11/2022	30780	62066	JANITORIAL SYSTEMS	MONTHLY JANITORIAL SERVICES	660.00
Total 30780:						660.00
<b>30781</b>						
07/22	07/11/2022	30781	257	MCMaster-CARR SUPPLY CO	SUPPLIES FOR RES	28.97
Total 30781:						28.97
<b>30782</b>						
07/22	07/11/2022	30782	62839	PrintMyStuff.com	FOAM CORE CHECK	203.31
Total 30782:						203.31
<b>30783</b>						
07/22	07/11/2022	30783	5000	PUENTE BASIN WATER AGENCY	LASER-MAY 2022	2,250.00
07/22	07/11/2022	30783	5000	PUENTE BASIN WATER AGENCY	FEDAK-MAY 2022	350.00
07/22	07/11/2022	30783	5000	PUENTE BASIN WATER AGENCY	DOTY BROS-OCT-MAR 2022	46,158.23
07/22	07/11/2022	30783	5000	PUENTE BASIN WATER AGENCY	CBW BUDGET	144.75
07/22	07/11/2022	30783	5000	PUENTE BASIN WATER AGENCY	REEB-JUNE 2022	1,666.67
Total 30783:						50,569.65
<b>30784</b>						
07/22	07/11/2022	30784	62502	S & J SUPPLY COMPANY, INC	TOOLS & SUPPLIES	1,642.50
07/22	07/11/2022	30784	62502	S & J SUPPLY COMPANY, INC	MATERIALS FOR COLIMA WIDENING	2,897.38
07/22	07/11/2022	30784	62502	S & J SUPPLY COMPANY, INC	MATERIALS FOR COLIMA WIDENING	101,234.24
07/22	07/11/2022	30784	62502	S & J SUPPLY COMPANY, INC	MATERIALS FOR COLIMA WIDENING	2,818.54
07/22	07/11/2022	30784	62502	S & J SUPPLY COMPANY, INC	2 INCH ANGLE STOP	4,019.30
07/22	07/11/2022	30784	62502	S & J SUPPLY COMPANY, INC	TAX	381.83
07/22	07/11/2022	30784	62502	S & J SUPPLY COMPANY, INC	SUPPLIES FOR METERS	591.30
07/22	07/11/2022	30784	62502	S & J SUPPLY COMPANY, INC	BRASS FITTINGS	2,740.08
07/22	07/11/2022	30784	62502	S & J SUPPLY COMPANY, INC	TAX	260.31
Total 30784:						116,585.48
<b>30785</b>						
07/22	07/11/2022	30785	62836	STETSON ENGINEERS INC.	PREPARATION/SUBMITTAL OF 2022 ANNUAL ASSE	2,179.00
Total 30785:						2,179.00
<b>30786</b>						
07/22	07/11/2022	30786	62353	VERIZON	CONFERENCE CALLS	81.71
Total 30786:						81.71
<b>30787</b>						
07/22	07/11/2022	30787	382	W A RASIC CONSTRUCTION CO INC	JOB 21TX88-FULLERTON RD GRADE SEP	10,610.35
07/22	07/11/2022	30787	382	W A RASIC CONSTRUCTION CO INC	JOB 22SX98-MAIN BREAK AT 2315 SONGBIRD LN	6,854.91
07/22	07/11/2022	30787	382	W A RASIC CONSTRUCTION CO INC	VAULT INSTALLATION FOR 18550 FARJARD STRE	23,927.00

GL Period	Check Issue Date	Check Number	Vendor Number	Payee	Description	Check Amount
Total 30787:						41,392.26
<b>30788</b>						
07/22	07/11/2022	30788	334	YO FIRE SUPPLY	SUPPLIES FOR MAINS	2,351.76
Total 30788:						2,351.76
<b>30789</b>						
07/22	07/12/2022	30789	3375	ANTHONY J. LIMA	MILEAGE REIMBURSEMENT	71.60
07/22	07/12/2022	30789	3375	ANTHONY J. LIMA	TOTAL EXPENSES-PBWA REFRESHMENTS	16.00
Total 30789:						87.60
<b>30790</b>						
07/22	07/12/2022	30790	3360	ROBERT LEWIS	MILEAGE REIMBURSEMENT	15.91
Total 30790:						15.91
<b>30791</b>						
07/22	07/12/2022	30791	62045	SZU-PEI LU-YANG	MILEAGE REIMBURSEMENT	15.91
Total 30791:						15.91
<b>30792</b>						
07/22	07/14/2022	30792	4750	PWR JT WATER LINE COMMISSION	PM 15 Water Use	629,953.07
07/22	07/14/2022	30792	4750	PWR JT WATER LINE COMMISSION	PM 21 Water Use	7,664.58
07/22	07/14/2022	30792	4750	PWR JT WATER LINE COMMISSION	MWD CAPACITY RESERVATION CHARGE	7,453.38
07/22	07/14/2022	30792	4750	PWR JT WATER LINE COMMISSION	TVMWD CONNECTED CAPACITY CHARGE	1,351.57
07/22	07/14/2022	30792	4750	PWR JT WATER LINE COMMISSION	TVMWD WATER USE CHARGE	1,871.84
Total 30792:						648,294.44
<b>30793</b>						
07/22	07/21/2022	30793	117	ACE PELIZON PLUMBING INC	REPAIR TOILET-PUMP STATION	693.50
Total 30793:						693.50
<b>30794</b>						
07/22	07/21/2022	30794	1050	ACWA JOINT POWERS INSURANCE A	WORKERS' COMP QUARTERLY PREMIUM	14,779.95
Total 30794:						14,779.95
<b>30795</b>						
07/22	07/21/2022	30795	1000	ACWA JPIA	EMPLOYEE HEALTH BENEFITS	49,756.91
07/22	07/21/2022	30795	1000	ACWA JPIA	EMPLOYEE VISION BENEFITS	617.55
07/22	07/21/2022	30795	1000	ACWA JPIA	EMPLOYEE ASSISTANCE PROGRAM	54.74
07/22	07/21/2022	30795	1000	ACWA JPIA	EMPLOYEE DENTAL BENEFITS	3,377.73
07/22	07/21/2022	30795	1000	ACWA JPIA	RETIRES HEALTH BENEFITS	17,516.10
07/22	07/21/2022	30795	1000	ACWA JPIA	DIRECTORS HEALTH BENEFITS	9,319.21
Total 30795:						80,642.24
<b>30796</b>						
07/22	07/21/2022	30796	4600	AIRGAS USA LLC	TANK RENTAL	118.44

GL Period	Check Issue Date	Check Number	Vendor Number	Payee	Description	Check Amount
Total 30796:						118.44
<b>30797</b>						
07/22	07/21/2022	30797	400	AT&T MOBILITY	MOBILE PHONES, IPADS	1,411.71
Total 30797:						1,411.71
<b>30798</b>						
07/22	07/21/2022	30798	3850	ATHENS SERVICES (MODERN SVC)	TRASH SERVICE	415.12
Total 30798:						415.12
<b>30799</b>						
07/22	07/21/2022	30799	62597	BEST BEST & KRIEGER LLP	LEGAL FEES-GENERAL COUNSEL	4,091.94
07/22	07/21/2022	30799	62597	BEST BEST & KRIEGER LLP	LEGAL FEES-ENVIRONMENTAL LAW	1,401.80
Total 30799:						5,493.74
<b>30800</b>						
07/22	07/21/2022	30800	62656	BEYOND SOFTWARE SOLUTIONS	MOVE DATABASE TO NEW SQL SERVER	130.00
Total 30800:						130.00
<b>30801</b>						
07/22	07/21/2022	30801	62790	C & K TIRE SERVICE	BACKHOE TIRES (NEW BACKHOE) 420	2,707.00
07/22	07/21/2022	30801	62790	C & K TIRE SERVICE	TAX	223.45
Total 30801:						2,930.45
<b>30802</b>						
07/22	07/21/2022	30802	403	CASELLE INC	CONTRACT SUPPORT CHARGES	1,979.00
Total 30802:						1,979.00
<b>30803</b>						
07/22	07/21/2022	30803	6966	CINTAS	UNIFORM RENTAL	5,520.37
Total 30803:						5,520.37
<b>30804</b>						
07/22	07/21/2022	30804	62309	CITY OF INDUSTRY CITY HALL	RECYCLED WATER SYSTEM	29,988.40
Total 30804:						29,988.40
<b>30805</b>						
07/22	07/21/2022	30805	1270	CORELOGIC SOLUTIONS LLC	PROPERTY DATA INFO	147.75
Total 30805:						147.75
<b>30806</b>						
07/22	07/21/2022	30806	62702	DIRECT CONNECTION MAILING	MAILING SERVICE	562.72
Total 30806:						562.72
<b>30807</b>						
07/22	07/21/2022	30807	62792	ESMERALDA MALNER	MILEAGE REIMBURSEMENT	140.40

GL Period	Check Issue Date	Check Number	Vendor Number	Payee	Description	Check Amount
Total 30807:						140.40
<b>30808</b>						
07/22	07/21/2022	30808	2550	FRONTIER	INTERNET ACCESS	799.00
Total 30808:						799.00
<b>30809</b>						
07/22	07/21/2022	30809	62826	G & A NELOS CONSTRUCTION INC	RORIMER DEVELOPMENT	183,825.00
Total 30809:						183,825.00
<b>30810</b>						
07/22	07/21/2022	30810	62812	GROWING ROOTS LLC	MONTHLY PLANT CARE	320.00
Total 30810:						320.00
<b>30811</b>						
07/22	07/21/2022	30811	2690	HARPER & ASSOCIATES ENG.	CLEAN AND INSPECT RESERVOIR 4	4,600.00
07/22	07/21/2022	30811	2690	HARPER & ASSOCIATES ENG.	CLEAN AND INSPECT RESERVOIR 6	6,350.00
07/22	07/21/2022	30811	2690	HARPER & ASSOCIATES ENG.	CLEAN AND INSPECT RESERVOIR 7	5,350.00
07/22	07/21/2022	30811	2690	HARPER & ASSOCIATES ENG.	INSPECT RESERVOIR 10	3,200.00
07/22	07/21/2022	30811	2690	HARPER & ASSOCIATES ENG.	CLEAN AND INSPECT RESERVOIR 12	4,525.00
07/22	07/21/2022	30811	2690	HARPER & ASSOCIATES ENG.	CLEAN AND INSPECT RESERVOIR 13	4,525.00
07/22	07/21/2022	30811	2690	HARPER & ASSOCIATES ENG.	CLEAN AND INSPECT RESERVOIR 15	4,525.00
07/22	07/21/2022	30811	2690	HARPER & ASSOCIATES ENG.	UPDATE PRIORITIZATION REPORT	1,520.00
07/22	07/21/2022	30811	2690	HARPER & ASSOCIATES ENG.	CLEAN AND INSPECT COI RESERVOIR 2	5,350.00
07/22	07/21/2022	30811	2690	HARPER & ASSOCIATES ENG.	CLEAN AND INSPECT COI RESERVOIR 2A	5,350.00
Total 30811:						45,295.00
<b>30812</b>						
07/22	07/21/2022	30812	62624	HASA INC	CHEMICALS FOR RCS	304.62
07/22	07/21/2022	30812	62624	HASA INC	CHEMICALS FOR RCS	243.69
07/22	07/21/2022	30812	62624	HASA INC	CHEMICALS FOR RCS	406.15
07/22	07/21/2022	30812	62624	HASA INC	CHEMICALS FOR RCS	507.69
Total 30812:						1,462.15
<b>30813</b>						
07/22	07/21/2022	30813	62435	INDUSTRY PUBLIC UTILITY COMMISSI	PUMPING POWER-PUMPSTATION 2A	4,628.80
Total 30813:						4,628.80
<b>30814</b>						
07/22	07/21/2022	30814	244	INFOSEND INC	BILLING SERVICE	2,158.67
07/22	07/21/2022	30814	244	INFOSEND INC	BILLING SERVICE	3,255.03
07/22	07/21/2022	30814	244	INFOSEND INC	BILLING SERVICE	3,092.17
07/22	07/21/2022	30814	244	INFOSEND INC	BILLING SERVICE	33.11
07/22	07/21/2022	30814	244	INFOSEND INC	BILLING SERVICE	2,152.80
07/22	07/21/2022	30814	244	INFOSEND INC	ADDITIONAL POSTAGE DEPOSIT-USPS POSTAGE	5,021.30
Total 30814:						15,713.08
<b>30815</b>						
07/22	07/21/2022	30815	62703	IWATER INC.	VALVE SERVICE	27,613.00



GL Period	Check Issue Date	Check Number	Vendor Number	Payee	Description	Check Amount
Total 30815:						27,613.00
<b>30816</b>						
07/22	07/21/2022	30816	62128	LEWIS ENGRAVING INC	NAME PLATE	20.74
Total 30816:						20.74
<b>30817</b>						
07/22	07/21/2022	30817	62835	LOWE'S	TOOLS & SUPPLIES	79.33
Total 30817:						79.33
<b>30818</b>						
07/22	07/21/2022	30818	62735	MUTUAL OF OMAHA	LIFE INSURANCE	475.00
07/22	07/21/2022	30818	62735	MUTUAL OF OMAHA	SHORT/LONG TERM DISABILITY	1,221.69
07/22	07/21/2022	30818	62735	MUTUAL OF OMAHA	DIRECTORS LIFE INSURANCE	69.35
Total 30818:						1,766.04
<b>30819</b>						
07/22	07/21/2022	30819	5775	NATIONAL THEATRE FOR CHILDREN	CONTRACT RENEWAL 2022-2023 SCHOOL YEAR	6,387.00
Total 30819:						6,387.00
<b>30820</b>						
07/22	07/21/2022	30820	62649	OPARC	PAINTING FIRE HYDRANTS	2,540.09
Total 30820:						2,540.09
<b>30821</b>						
07/22	07/21/2022	30821	62839	PrintMyStuff.com	RWD 16PG REPORT BOOKLET	749.84
Total 30821:						749.84
<b>30822</b>						
07/22	07/21/2022	30822	5000	PUENTE BASIN WATER AGENCY	SOLVE THE WATER CRISIS COALITION MEMBERS	7,500.00
07/22	07/21/2022	30822	5000	PUENTE BASIN WATER AGENCY	LEGAL-MAY 2022	280.00
07/22	07/21/2022	30822	5000	PUENTE BASIN WATER AGENCY	LASER-AUG 2021	1,050.00
Total 30822:						8,830.00
<b>30823</b>						
07/22	07/21/2022	30823	62660	PUENTE HILLS FORD	MAINTENANCE TRUCK 30	106.89
Total 30823:						106.89
<b>30824</b>						
07/22	07/21/2022	30824	5740	QUINN COMPANY	TROUBLESHOOT BUCKET-CATEPILLAR	564.96
Total 30824:						564.96
<b>30825</b>						
07/22	07/21/2022	30825	62240	REVEL ENVIRONMENTAL MFG	CATCH BASIN FILTER INSERT	398.93
Total 30825:						398.93

GL Period	Check Issue Date	Check Number	Vendor Number	Payee	Description	Check Amount
<b>30826</b>						
07/22	07/21/2022	30826	62502	S & J SUPPLY COMPANY, INC	MATERIAL-COLIMA WIDENING	6,106.81
07/22	07/21/2022	30826	62502	S & J SUPPLY COMPANY, INC	TRANS & DIST - SERVICES	6,341.30
07/22	07/21/2022	30826	62502	S & J SUPPLY COMPANY, INC	TAX	602.42
Total 30826:						13,050.53
<b>30827</b>						
07/22	07/21/2022	30827	62837	SEAM GROUP LLC	ARC FLASH RISK ASSESSMENT PROPOSAL	12,538.00
07/22	07/21/2022	30827	62837	SEAM GROUP LLC	1 DAY LIVE WEBINAR: ELECTRICAL SAFETY TRAIN	3,895.00
Total 30827:						16,433.00
<b>30828</b>						
07/22	07/21/2022	30828	3550	SOUTHERN COUNTIES FUELS	UNLEADED GAS	5,879.66
07/22	07/21/2022	30828	3550	SOUTHERN COUNTIES FUELS	FEDERAL LUST	1.35
07/22	07/21/2022	30828	3550	SOUTHERN COUNTIES FUELS	FEDERAL OIL SPILL	2.61
07/22	07/21/2022	30828	3550	SOUTHERN COUNTIES FUELS	CA STATE EXCISE TAX GAS	727.65
07/22	07/21/2022	30828	3550	SOUTHERN COUNTIES FUELS	CA - LEAD POISONING PREV FEE	2.03
07/22	07/21/2022	30828	3550	SOUTHERN COUNTIES FUELS	CA - AB 32 - GAS	9.41
07/22	07/21/2022	30828	3550	SOUTHERN COUNTIES FUELS	FUEL SURCHARGE	9.92
07/22	07/21/2022	30828	3550	SOUTHERN COUNTIES FUELS	REGULATORY COMPLIANCE	12.95
07/22	07/21/2022	30828	3550	SOUTHERN COUNTIES FUELS	TAX	301.52
Total 30828:						6,947.10
<b>30829</b>						
07/22	07/21/2022	30829	62813	SOUTHLAND CIVIL ENGINEERING & S	PROPERTY LINE SURVEY ARTIGAS BOOSTER STA	4,455.48
Total 30829:						4,455.48
<b>30830</b>						
07/22	07/21/2022	30830	2180	SWRCB-DWOC	T2 RENEWAL-NICHOLAS CARINO	60.00
07/22	07/21/2022	30830	2180	SWRCB-DWOC	T1-CHRIS REYNOSO	55.00
07/22	07/21/2022	30830	2180	SWRCB-DWOC	T1 RENEWAL-ESMERALDA MALNER	55.00
Total 30830:						170.00
<b>30831</b>						
07/22	07/21/2022	30831	1165	TERMINIX PROCESSING CENTER	PEST CONTROL-747 ANAHEIM PUENTE	127.00
07/22	07/21/2022	30831	1165	TERMINIX PROCESSING CENTER	PEST CONTROL-2633 SALEROSO	70.00
Total 30831:						197.00
<b>30832</b>						
07/22	07/21/2022	30832	6500	THERMALAIR INC	NEW UNIT INSTALLED-REPAIR	1,603.35
Total 30832:						1,603.35
<b>30833</b>						
07/22	07/21/2022	30833	6950	UNDERGROUND SERVICE ALERT	SERVICE ALERT	290.50
Total 30833:						290.50
<b>30834</b>						
07/22	07/21/2022	30834	62665	VERIZON	SCADA ALARM MODEM	21.39

GL Period	Check Issue Date	Check Number	Vendor Number	Payee	Description	Check Amount
Total 30834:						21.39
<b>30835</b>						
07/22	07/21/2022	30835	62476	VERIZON CONNECT NWF INC	MONTHLY SERVICE	420.94
Total 30835:						420.94
<b>30836</b>						
07/22	07/21/2022	30836	205	WARREN GRAPHICS	CCR POSTCARDS	2,446.51
Total 30836:						2,446.51
<b>30854</b>						
07/22	07/25/2022	30854	1050	ACWA JOINT POWERS INSURANCE A	PROPERTY INSURANCE RENEWAL	72,531.17
Total 30854:						72,531.17
<b>30855</b>						
07/22	07/25/2022	30855	62622	AKM CONSULTING ENGINEERS	POTABLE WATER AND RECYCLED WATER HYDRA	12,843.00
07/22	07/25/2022	30855	62622	AKM CONSULTING ENGINEERS	RESERVOIR 11 PLANS T&M NOT TO EXCEED	471.00
07/22	07/25/2022	30855	62622	AKM CONSULTING ENGINEERS	COI RWSC ASSESSMENT	1,875.00
Total 30855:						15,189.00
<b>30856</b>						
07/22	07/25/2022	30856	1625	ANTHEM BLUE CROSS	RETIREE HEALTH BENEFITS	1,277.72
Total 30856:						1,277.72
<b>30857</b>						
07/22	07/25/2022	30857	62841	COUNTY OF LOS ANGELES FIRE DEP	ENFORCEMENT ORDER FEE	1,500.00
Total 30857:						1,500.00
<b>30858</b>						
07/22	07/25/2022	30858	62439	CVSTRATEGIES	COMMUNICATION SERVICES-PRESS RELEASES	1,915.00
07/22	07/25/2022	30858	62439	CVSTRATEGIES	COMMUNICATION SERVICES-WEBSITE	257.50
07/22	07/25/2022	30858	62439	CVSTRATEGIES	COMMUNICATION SERVICES-BOARD SUPPORT	1,602.48
07/22	07/25/2022	30858	62439	CVSTRATEGIES	COMMUNICATION SERVICES-WATER QUALITY RE	1,230.00
07/22	07/25/2022	30858	62439	CVSTRATEGIES	COMMUNICATION SERVICES-GENERAL	2,749.51
Total 30858:						7,754.49
<b>30859</b>						
07/22	07/25/2022	30859	62445	EXCEL DOOR & GATE COMPANY	PERFORM BI-ANNUAL PM ON MAIN BUILDING	334.00
07/22	07/25/2022	30859	62445	EXCEL DOOR & GATE COMPANY	PERFORM BI-ANNUAL PM-GRANBY	361.70
Total 30859:						695.70
<b>30860</b>						
07/22	07/25/2022	30860	2550	FRONTIER	PHONE SERVICE	278.36
Total 30860:						278.36
<b>30861</b>						
07/22	07/25/2022	30861	2600	HACH COMPANY	WATER QUALITY TESTING SUPPLIES	1,801.61

GL Period	Check Issue Date	Check Number	Vendor Number	Payee	Description	Check Amount
07/22	07/25/2022	30861	2600	HACH COMPANY	WATER QUALITY TESTING SUPPLIES	103.58
07/22	07/25/2022	30861	2600	HACH COMPANY	WATER QUALITY TESTING SUPPLIES	965.57
Total 30861:						2,870.76
<b>30862</b>						
07/22	07/25/2022	30862	379	HIGHROAD INFORMATION TECHNOL	MANAGED IT SERVICES	6,930.00
07/22	07/25/2022	30862	379	HIGHROAD INFORMATION TECHNOL	DATA CENTER	2,550.00
07/22	07/25/2022	30862	379	HIGHROAD INFORMATION TECHNOL	MAINTENANCE, SUPPORT AND SOFTWARE RENE	23,923.00
07/22	07/25/2022	30862	379	HIGHROAD INFORMATION TECHNOL	SECURITY CAMERA SYSTEM (NETWORKING & IT	24,329.95
Total 30862:						57,732.95
<b>30863</b>						
07/22	07/25/2022	30863	62664	M & J TREE SERVICE	MAINTENANCE FOR JUNE-WBS	600.00
07/22	07/25/2022	30863	62664	M & J TREE SERVICE	MAINTENANCE SERVICE (6) SITES	6,600.00
Total 30863:						7,200.00
<b>30864</b>						
07/22	07/25/2022	30864	189	NOBEL SYSTEMS	GEOVIEWER ANNUAL SUBSCRIPTION (HOSTING O	24,000.00
Total 30864:						24,000.00
<b>30865</b>						
07/22	07/25/2022	30865	62771	PUBLIC WATER AGENCIES GROUP	ASSESSMENT FOR EMERGENCY PREPARDNESS	1,541.92
07/22	07/25/2022	30865	62771	PUBLIC WATER AGENCIES GROUP	PWAG ASSESSMENT	875.00
07/22	07/25/2022	30865	62771	PUBLIC WATER AGENCIES GROUP	PWAG CET ASSESSMENT	1,707.00
Total 30865:						4,123.92
<b>30866</b>						
07/22	07/25/2022	30866	5000	PUENTE BASIN WATER AGENCY	REEB-JULY 2022	1,666.67
Total 30866:						1,666.67
<b>30867</b>						
07/22	07/25/2022	30867	5740	QUINN COMPANY	FIX RADIATOR LEAK ON MAIN OFFICE GENSET	4,578.90
Total 30867:						4,578.90
<b>30868</b>						
07/22	07/25/2022	30868	62249	SECURE SITE SOLUTIONS INC	SYSTEM MONITORING, MAINTENANCE-JULY-AUG	1,338.00
Total 30868:						1,338.00
<b>30869</b>						
07/22	07/25/2022	30869	62691	SJ LYONS CONSTRUCTION INC	JL SITE MAINTENANCE WORK	2,275.00
Total 30869:						2,275.00
<b>30870</b>						
07/22	07/25/2022	30870	62521	TRIEPEI SMITH & ASSOCIATES	MONTHLY WEBSITE MAINTENANCE	375.00
Total 30870:						375.00



GL Period	Check Issue Date	Check Number	Vendor Number	Payee	Description	Check Amount
<b>30871</b>						
07/22	07/25/2022	30871	7700	WALNUT VALLEY WATER DISTRICT	RECYCLED WATER	919.51
Total 30871:						919.51
<b>30872</b>						
07/22	07/25/2022	30872	62202	WIN-911 SOFTWARE	3 YEAR CUSTOMER CARE SUBSCRIPTION	1,660.00
Total 30872:						1,660.00
<b>30873</b>						
07/22	07/25/2022	30873	62562	WOODARD & CURRAN	AS NEEDED RECYCLED WATER SUPPORT SERVIC	6,238.00
07/22	07/25/2022	30873	62562	WOODARD & CURRAN	AS NEEDED POTABLE WATER SUPPORT SERVICE	935.00
Total 30873:						7,173.00
<b>71422</b>						
07/22	07/14/2022	71422	5800	SO CALIFORNIA EDISON	OFFICE & PUMPING POWER	24,404.47
07/22	07/14/2022	71422	5800	SO CALIFORNIA EDISON	OFFICE & PUMPING POWER	24,404.47-
07/22	07/14/2022	71422	5800	SO CALIFORNIA EDISON	OFFICE & PUMPING POWER	2,711.61
07/22	07/14/2022	71422	5800	SO CALIFORNIA EDISON	OFFICE & PUMPING POWER	2,711.61-
Total 71422:						.00
<b>71522</b>						
07/22	07/15/2022	71522	62493	CADWAY INC (CAL DOMESTIC WATER	RTS	675.43
Total 71522:						675.43
<b>7012022</b>						
07/22	07/01/2022	701202	1070	AMERICAN EXPRESS	MISC EXPENSES	7,201.00
07/22	07/01/2022	701202	1070	AMERICAN EXPRESS	VEHICLE EXPENSE	637.24
07/22	07/01/2022	701202	1070	AMERICAN EXPRESS	OFFICE SUPPLIES	19.68
07/22	07/01/2022	701202	1070	AMERICAN EXPRESS	TOOLS & SUPPLIES	370.12
07/22	07/01/2022	701202	1070	AMERICAN EXPRESS	POSTAGE	19.70
07/22	07/01/2022	701202	1070	AMERICAN EXPRESS	SERVICE CUTS	4,065.53
07/22	07/01/2022	701202	1070	AMERICAN EXPRESS	RESERVOIR EXPENSE	43.79
07/22	07/01/2022	701202	1070	AMERICAN EXPRESS	SERVICE CUTS	574.00
07/22	07/01/2022	701202	1070	AMERICAN EXPRESS	SERVICE CUTS	574.00
07/22	07/01/2022	701202	1070	AMERICAN EXPRESS	SEMINAR & TRAINING EXPENSE	55.00
07/22	07/01/2022	701202	1070	AMERICAN EXPRESS	CONSERVATION EXPENSE	440.00
07/22	07/01/2022	701202	1070	AMERICAN EXPRESS	CONFERENCE EXPENSE	320.18
07/22	07/01/2022	701202	1070	AMERICAN EXPRESS	SPECTRUM	799.00
07/22	07/01/2022	701202	1070	AMERICAN EXPRESS	CENTRAL COMMUNICATION	1,076.50
07/22	07/01/2022	701202	1070	AMERICAN EXPRESS	FREEDOM VOICE	1,530.23
07/22	07/01/2022	701202	1070	AMERICAN EXPRESS	DIRECTV	93.99
Total 7012022:						17,819.96
<b>7082022</b>						
07/22	07/08/2022	708202	6300	STATE OF CALIFORNIA-EDD	UNEMPLOYMENT INSURANCE	144.31
Total 7082022:						144.31
<b>7122022</b>						
07/22	07/12/2022	712202	5900	SOCALGAS	GAS UTILITY BILL	98.21

GL Period	Check Issue Date	Check Number	Vendor Number	Payee	Description	Check Amount
Total 7122022:						98.21
<b>7142022</b>						
07/22	07/14/2022	714202	62558	PUENTE BASIN WATER AGENCY	PM 22/PM 9 CONNECTION	273,184.80
07/22	07/14/2022	714202	62558	PUENTE BASIN WATER AGENCY	TVMWD CONNECTION CAPACITY	1,675.49
07/22	07/14/2022	714202	62558	PUENTE BASIN WATER AGENCY	TVMWD EQUIVALENT SMALL METER	2,115.09
07/22	07/14/2022	714202	62558	PUENTE BASIN WATER AGENCY	TVMWD WATER USE CHARGE	1,357.20
07/22	07/14/2022	714202	62558	PUENTE BASIN WATER AGENCY	MWD CAPACITY CHARGE	12,619.47
07/22	07/14/2022	714202	62558	PUENTE BASIN WATER AGENCY	MWD LRP CREDIT (MAR 2022)	1,800.00-
07/22	07/14/2022	714202	62558	PUENTE BASIN WATER AGENCY	CREDIT FOR TVMWD CONNECTION CAPACITY-RO	.01-
Total 7142022:						289,152.04
<b>7152022</b>						
07/22	07/15/2022	715202	5800	SO CALIFORNIA EDISON	OFFICE & PUMPING POWER	24,404.47
07/22	07/15/2022	715202	5800	SO CALIFORNIA EDISON	OFFICE & PUMPING POWER	2,711.61
07/22	07/15/2022	715202	5800	SO CALIFORNIA EDISON	LATE CHARGE	50.62
Total 7152022:						27,166.70
<b>7212022</b>						
07/22	07/21/2022	721202	5900	SOCALGAS	GAS UTILITY BILL	26.05
Total 7212022:						26.05
Grand Totals:						2,117,132.22

## Summary by General Ledger Account Number

GL Account	Debit	Credit	Proof
11505-0	508,686.58	.00	508,686.58
11507-0	46,158.23	.00	46,158.23
222100	28,916.09	2,146,048.31-	2,117,132.22-
51310-0	910,802.45	1,800.00-	909,002.45
51410-1	1,357.20	.00	1,357.20
51410-2	4,898.90	.01-	4,898.89
51410-3	2,115.09	.00	2,115.09
51410-5	20,072.85	.00	20,072.85
51510-0	30,907.91	.00	30,907.91
51610-0	675.43	.00	675.43
51910-0	14,628.09	.00	14,628.09
52210-0	12,538.00	.00	12,538.00
52310-0	53,437.74	24,404.47-	29,033.27
54210-0	14,723.28	.00	14,723.28
54211-0	16,899.94	.00	16,899.94
54212-0	4,992.43	.00	4,992.43
54213-0	36,210.83	.00	36,210.83
54214-0	29,888.00	.00	29,888.00
54215-0	3,114.09	.00	3,114.09
54217-0	4,758.80	.00	4,758.80
54218-0	14,570.00	.00	14,570.00
54219-0	600.00	.00	600.00
56210-0	7,691.23	.00	7,691.23

GL Account	Debit	Credit	Proof
56211-0	3,147.06	.00	3,147.06
56214-0	19.68	.00	19.68
56216-0	6,577.61	.00	6,577.61
56217-0	243.82	.00	243.82
56218-0	5,493.74	.00	5,493.74
56218-1	280.00	.00	280.00
56218-2	4,123.92	.00	4,123.92
56219-0	11,255.49	2,711.61-	8,543.88
56220-0	11,159.00	.00	11,159.00
56221-0	29,833.95	.00	29,833.95
56223-0	320.18	.00	320.18
56226-0	49,583.00	.00	49,583.00
56310-0	72,531.17	.00	72,531.17
56311-0	14,779.95	.00	14,779.95
56312-0	35,553.66	.00	35,553.66
56320-0	10,260.74	.00	10,260.74
56411-0	49,756.91	.00	49,756.91
56413-0	3,377.73	.00	3,377.73
56414-0	144.31	.00	144.31
56415-0	617.55	.00	617.55
56416-0	475.00	.00	475.00
56417-0	18,793.82	.00	18,793.82
56418-0	1,221.69	.00	1,221.69
56419-0	54.74	.00	54.74
56421-0	9,388.56	.00	9,388.56
56510-0	11,027.35	.00	11,027.35
56710-0	8,192.75	.00	8,192.75
56812-0	8,029.24	.00	8,029.24
57310-0	27,121.48	.00	27,121.48
57312-0	2,947.60	.00	2,947.60
57314-0	3,735.52	.00	3,735.52
57319-0	440.00	.00	440.00
57320-0	260.00	.00	260.00
57321-0	5,525.63	.00	5,525.63
57323-0	48.39	.00	48.39
Grand Totals:	<u>2,174,964.40</u>	<u>2,174,964.40-</u>	<u>.00</u>

Report Criteria:

Report type: GL detail

Report Criteria:  
Detail Report

Check Number	Check Issue Date	Payee				
30837	07/25/2022	DURO CORPORATION				
Sequence	Source	Description	GL Account	Amount	Check Amount	
1	169447-16	DEPOSIT REFUND	22810-0	141.53	141.53	
30838	07/25/2022	JANETTE GONZALEZ				
Sequence	Source	Description	GL Account	Amount	Check Amount	
1	343747-71	DEPOSIT REFUND	22810-0	60.00	60.00	
30839	07/25/2022	DAVID POLTORAK				
Sequence	Source	Description	GL Account	Amount	Check Amount	
1	490899-02	DEPOSIT REFUND	22810-0	60.93	60.93	
30840	07/25/2022	NI ZHEN				
Sequence	Source	Description	GL Account	Amount	Check Amount	
1	971658-20	DEPOSIT REFUND	22810-0	315.00	315.00	
30841	07/25/2022	SHAMES CONSTRUCTION				
Sequence	Source	Description	GL Account	Amount	Check Amount	
1	9600145-01	DEPOSIT REFUND	22810-0	2,428.38	2,428.38	
30842	07/25/2022	RJ NOBLE COMPANY				
Sequence	Source	Description	GL Account	Amount	Check Amount	
1	9600161-01	DEPOSIT REFUND	22810-0	2,181.73	2,181.73	
30843	07/25/2022	XIAO LI				
Sequence	Source	Description	GL Account	Amount	Check Amount	
1	40369-77	CREDIT REFUND	15210-0	44.54	44.54	
30844	07/25/2022	JOHNNY WONG				
Sequence	Source	Description	GL Account	Amount	Check Amount	
1	21634-46	CREDIT REFUND	15210-0	81.66	81.66	

Check Number	Check Issue Date	Payee				
30845	07/25/2022	MING YU				
Sequence	Source	Description	GL Account	Amount	Check Amount	
1	670108-23	CREDIT REFUND	15210-0	525.52	525.52	
30846	07/25/2022	KIANTE MCKINLEY				
Sequence	Source	Description	GL Account	Amount	Check Amount	
1	81719-65	CREDIT REFUND	15210-0	103.21	103.21	
30847	07/25/2022	CHAI HENG WU				
Sequence	Source	Description	GL Account	Amount	Check Amount	
1	250053-00	CREDIT REFUND	15210-0	53.41	53.41	
30848	07/25/2022	CHAI HENG WU				
Sequence	Source	Description	GL Account	Amount	Check Amount	
1	250053-00	CREDIT REFUND 2ND OVERPAYMENT	15210-0	25.43	25.43	
30849	07/25/2022	MATTHEW MELENDEZ				
Sequence	Source	Description	GL Account	Amount	Check Amount	
1	872454-26	CREDIT REFUND	15210-0	56.04	56.04	
30850	07/25/2022	LUZ ELENA CEJA				
Sequence	Source	Description	GL Account	Amount	Check Amount	
1	867323-84	CREDIT REFUND	15210-0	135.19	135.19	
30851	07/25/2022	XIAOBING YUAN				
Sequence	Source	Description	GL Account	Amount	Check Amount	
1	720343-95	CREDIT REFUND	15210-0	53.65	53.65	
30852	07/25/2022	717 NOGALES LLC				
Sequence	Source	Description	GL Account	Amount	Check Amount	
1	667401-61	CREDIT REFUND	15210-0	5,970.73	5,970.73	
30853	07/25/2022	YUNG LAI LEUNG				

Sequence	Source	Description	GL Account	Amount	Check Amount
1		PROJECT REFUND	24110-0	956.25	956.25
Grand Totals:					<u>13,193.20</u>

Report Criteria:  
Detail Report



# ROWLAND WATER DISTRICT

## CASH INVESTMENTS

As of July 31, 2022

Description / Type	Term	Shares / Units Held	Purchase Price	Current Price	Maturity Date	Current Yield	Current Value	% of Portfolio
<b>Cash</b>								
Citizens Business Bank							\$ 9,171,574	
<b>Total Cash</b>							<b>\$ 9,171,574</b>	
<b>Local Agency Investment Fund (LAIF)</b>	N/A					1.09%	\$ 2,128,126	15.29%
<b>Citizens Trust Investments (US Bank Custodian)</b>								
Fed'l Home Loan Mtg. Corp. - WTK6	4 Year	500,000	96.8350	96.7050	11/3/2023	0.31%	\$ 483,525	3.47%
Fed'l Home Loan Mtg. Corp. - WVJ2	4 Year	300,000	100.0000	94.7550	9/30/2024	0.42%	\$ 284,265	2.04%
Fed'l National Mtg. Assn. - 06M0	4 Year	200,000	100.0000	94.1700	12/16/2024	0.53%	\$ 188,340	1.35%
Fed'l Home Loan Mtg. Corp. - 4C27	5 Year	350,000	100.0000	93.3490	7/29/2025	0.75%	\$ 326,722	2.35%
Fed'l National Mtg. Assn. - 4XZ1	5 Year	200,000	100.0000	93.6190	6/30/2025	0.79%	\$ 187,238	1.34%
Fed'l National Mtg. Assn. - 0U43	5 Year	250,000	99.6518	99.9290	9/12/2023	2.88%	\$ 249,823	1.79%
Fed'l Home Loan Bank - 0T94	5 Year	505,000	99.2492	99.7360	1/19/2023	2.38%	\$ 503,667	3.62%
Fed'l Home Loan Bank - MSE3	5 Year	500,000	99.9250	98.1760	3/1/2023	0.11%	\$ 490,880	3.53%
Fed'l Farm Cr Bks - MLT7	3 Year	200,000	99.9040	96.1110	12/28/2023	0.22%	\$ 192,222	1.38%
Fed'l Farm Cr Bks - MLT7	3 Year	25,000	99.7000	96.1110	12/28/2023	0.22%	\$ 24,028	0.17%
Fed'l Farm Cr Bks - MLV2	3 Year	150,000	99.6670	95.5840	4/5/2024	0.28%	\$ 143,376	1.03%
Fed'l Farm Cr Bks - MFP2	4 Year	500,000	99.9490	94.5990	11/4/2024	0.46%	\$ 472,995	3.40%
Fed'l Farm Cr Bks - L5S9	3 Year	350,000	99.9200	94.5890	9/3/2024	0.51%	\$ 331,062	2.38%
Fed'l Home Loan Banks - KMF0	4 Year	200,000	99.9540	93.8580	10/28/2024	0.32%	\$ 187,716	1.35%
Fed'l Home Loan Banks - JP45	3 Year	200,000	100.0000	95.8850	3/11/2024	0.52%	\$ 191,770	1.38%
Fed'l Home Loan Banks - L7D0	5 Year	200,000	99.7900	92.9700	8/26/2025	0.54%	\$ 185,940	1.34%
Fed'l Home Loan Banks - N6N5	4 Year	200,000	100.0000	94.0780	4/29/2025	0.74%	\$ 188,156	1.35%
Fed'l Home Loan Banks - LGR9	5 Year	500,000	100.0000	92.2640	2/26/2026	0.92%	\$ 461,320	3.31%
Fed'l Home Loan Banks - LLD4	5 Year	250,000	99.9250	93.7240	3/17/2026	0.93%	\$ 234,310	1.68%
Fed'l Home Loan Banks - MUX8	5 Year	200,000	99.9300	92.1860	3/30/2026	0.95%	\$ 184,372	1.32%
Fed'l Home Loan Banks - PUY9	4 Year	200,000	100.0000	94.7000	2/28/2025	1.06%	\$ 189,400	1.36%
Fed'l Home Loan Banks - P6M2	5 Year	200,000	100.0000	93.4210	9/30/2026	1.09%	\$ 186,842	1.34%
Fed'l Home Loan Banks - PS48	3 Year	165,000	98.8630	95.3400	11/18/2024	1.10%	\$ 157,311	1.13%
Fed'l Home Loan Banks - QP56	3 Year	350,000	100.0000	97.0710	6/21/2024	1.24%	\$ 339,749	2.44%
Fed'l Home Loan Bank - Q7E7	5 Year	200,000	99.9050	93.8260	6/30/2026	1.60%	\$ 187,652	1.35%
Fed'l Home Loan Bank - QJD6	4 Year	200,000	99.7190	93.8210	10/27/2026	1.60%	\$ 187,642	1.35%
Fed'l National Mtg. Assn. - 1BR5	5 Year	125,000	101.0674	99.6500	12/9/2022	1.88%	\$ 124,563	0.89%
Fed'l Home Loan Bank - 0GJ0	5 Year	250,000	102.0745	99.9550	9/9/2022	2.00%	\$ 249,888	1.79%
Fed'l Home Loan Bank - S3H0	2 Year	300,000	100.0000	99.2040	2/26/2024	2.65%	\$ 297,612	2.14%
Fed'l National Mtg. Assn. - DRG9	5 Year	250,000	100.8232	99.8690	3/10/2023	2.75%	\$ 249,673	1.79%
Fed'l Home Loan Bank - 0F70	2 Year	125,000	104.3708	100.4790	12/8/2023	3.36%	\$ 125,599	0.90%
US Treasury Note - 82P4	5 Year	250,000	100.3750	100.0000	7/31/2022	1.88%	\$ 250,000	1.80%
Air Prods & Chems Inc. - 8BB1	5 Year	255,000	104.1940	95.0070	10/15/2025	1.58%	\$ 242,268	1.74%
Apple Inc. - 3DT4	5 Year	200,000	102.4560	94.9910	5/11/2025	1.18%	\$ 189,982	1.36%
Apple Inc. - 3CU2	5 Year	150,000	103.6730	99.5730	5/11/2024	2.86%	\$ 149,360	1.07%
Apple Inc. - 3CG3	5 Year	400,000	104.3970	99.9840	2/9/2024	3.00%	\$ 399,936	2.87%
Bank of New York Mellon Corp. - RAE7	5 Year	250,000	99.8060	99.9000	1/29/2023	2.95%	\$ 249,750	1.79%
Floria Pwr & Lt Co - 1FZ5	5 Year	800,000	108.9188	99.5640	4/1/2025	2.86%	\$ 796,512	5.72%
Paccar Financial Corp. - RQ66	5 Year	500,000	104.7908	96.3450	2/6/2025	1.87%	\$ 481,725	3.46%
Paccar Financial Corp. - RP59	3 Year	170,000	105.0550	100.1510	8/9/2023	3.39%	\$ 170,257	1.22%
US Bancorp Mtns. - HHV5	5 Year	200,000	102.1370	100.3080	2/5/2024	3.36%	\$ 200,616	1.44%
Inter American Development Bank - OCC0	3 Year	200,000	104.5920	100.2000	10/24/2023	2.99%	\$ 200,400	1.44%
Intl Bank for Recon & Dev - 8JB0	5 Year	400,000	98.7800	94.0050	4/22/2025	0.67%	\$ 376,020	2.70%
Cash Reserve Account						1.83%	\$ 280,234	2.01%
<b>Total Citizens Trust Investments</b>							<b>\$ 11,794,713</b>	<b>84.71%</b>
<b>Total Investments</b>							<b>\$ 13,922,839</b>	<b>100.00%</b>
<b>Total Cash &amp; Investments</b>							<b>\$ 23,094,413</b>	

Market values determined on last business day of the month. All listed investments comply with the District's Statement of Investment Policy as established in Resolution 2-2007. The District's available cash and investment portfolio provides sufficient cash flow and liquidity to meet all normal obligations for at least a six-month period of time.

NOTE: All interest values show above are based on annual rates of return.



# ROWLAND WATER DISTRICT

## PROFIT & LOSS

### July 2022

	Jul-22	Year-to-Date (YTD)	Budget (Annual)	Under / (Over) Budget	YTD Budget %	Prior YTD
<b>1 OPERATING REVENUE</b>						
2 Water Sales	\$ 1,454,239	\$ 1,454,239	\$ 16,094,500	\$ 14,640,261	9%	\$ 1,606,290
3 Meter Charges	966,731	966,731	12,189,600	11,222,869	8%	1,109,624
4 Customer Fees	39,965	39,965	256,700	216,735	16%	5,092
5 Contract Income	15,336	15,336	218,400	203,064	7%	13,576
6 RWD Labor Sales/Reimbursements	6,175	6,175	120,000	113,825	5%	4,686
7 Capacity Fees	907	907	50,000	49,093	2%	-
8 Flow Tests	325	325	17,500	17,175	2%	1,050
9 Return Check Fees	1,020	1,020	4,500	3,480	23%	300
10 Uncollectable	-	-	(56,600)	(56,600)	0%	-
<b>11 TOTAL OPERATING REVENUE</b>	<b>2,484,699</b>	<b>2,484,699</b>	<b>28,894,600</b>	<b>26,409,901</b>	<b>9%</b>	<b>2,740,617</b>
<b>12 NON-OPERATING REVENUE</b>						
13 Property Taxes	12,748	12,748	393,800	381,052	3%	-
14 Shared Services	8,021	8,021	24,000	15,979	33%	1,250
15 Interest Income	14,211	14,211	245,000	230,789	6%	16,177
16 Miscellaneous Income	532	532	25,000	24,468	2%	8,567
<b>17 TOTAL NON-OPERATING REVENUE</b>	<b>35,512</b>	<b>35,512</b>	<b>687,800</b>	<b>652,288</b>	<b>5%</b>	<b>25,994</b>
<b>18 TOTAL REVENUES</b>	<b>2,520,211</b>	<b>2,520,211</b>	<b>29,582,400</b>	<b>27,062,189</b>	<b>9%</b>	<b>2,766,611</b>
<b>19 OPERATING EXPENSES</b>						
20 Source of Supply						
21 Water Purchases	1,018,932	1,018,932	11,591,300	10,572,368	9%	1,059,970
22 Pumping Power	31,630	31,630	336,600	304,970	9%	5,938
23 Fixed Charges	28,755	28,755	300,700	271,945	10%	25,147
24 Chemicals	5,807	5,807	65,000	59,193	9%	8,605
25 Total Source of Supply	1,085,123	1,085,123	12,293,600	11,208,477	9%	1,099,661
26 Maintenance of Water System	78,577	78,577	762,500	683,923	10%	56,913
27 Service Contracts	22,363	22,363	381,200	358,837	6%	48,011
28 Assessments	73,583	73,583	280,000	206,417	26%	(78,606)
29 Vehicle Expense	9,943	9,943	123,500	113,557	8%	9,373
30 Tools & Supplies	6,845	6,845	40,800	33,955	17%	2,988
31 Equipment Expense	16,024	16,024	35,300	19,276	45%	559
32 Maintenance & Operations	5,481	5,481	71,900	66,419	8%	7,348
33 Engineering	45,238	45,238	200,000	154,762	23%	24,528
34 Water Tests	2,254	2,254	24,000	21,746	9%	2,409
35 Conservation	-	-	50,000	50,000	0%	166
36 Community Outreach	13,072	13,072	223,600	210,528	6%	2,670
<b>37 TOTAL OPERATING EXPENSES</b>	<b>1,358,504</b>	<b>1,358,504</b>	<b>14,486,400</b>	<b>13,127,896</b>	<b>9%</b>	<b>1,176,019</b>
<b>38 ADMINISTRATIVE EXPENSES</b>						
39 Liability Insurance	72,531	72,531	137,100	64,569	53%	-
40 IT Support Services	10,654	10,654	158,200	147,546	7%	9,870
41 IT Licensing	53,323	53,323	325,600	272,277	16%	7,115
42 Director Expense	11,979	11,979	181,100	169,121	7%	13,029





# ROWLAND WATER DISTRICT

## PROFIT & LOSS

### July 2022

	Jul-22	Year-to-Date (YTD)	Budget (Annual)	Under / (Over) Budget	YTD Budget %	Prior YTD
43 Bank / Management Fees	17,426	17,426	178,200	160,774	10%	12,742
44 Legal Fees	10,752	10,752	116,500	105,748	9%	6,799
45 Compliance	18,983	18,983	156,100	137,117	12%	10,449
46 Auditing & Accounting	11,000	11,000	35,000	24,000	31%	12,157
47 Utility Services	5,531	5,531	125,100	119,569	4%	6,361
48 Dues & Memberships	1,305	1,305	49,200	47,895	3%	1,030
49 Conference & Meetings	-	-	45,000	45,000	0%	1,250
50 Office Expenses	977	977	37,700	36,723	3%	1,249
51 Seminars/Training	6,494	6,494	115,500	109,006	6%	9,159
52 Miscellaneous Expense	2,925	2,925	156,000	153,075	2%	6,250
<b>53 TOTAL ADMINISTRATIVE EXPENSES</b>	<b>223,880</b>	<b>223,880</b>	<b>1,816,300</b>	<b>1,592,420</b>	<b>12%</b>	<b>97,460</b>
<b>54 PERSONNEL EXPENSES</b>						
55 Wages						
56 Operations	58,278	58,278	1,167,500	1,109,222	5%	67,700
57 Distribution	73,735	73,735	1,203,400	1,129,665	6%	88,940
58 Administration	118,320	118,320	1,545,500	1,427,180	8%	123,357
59 Total Wages	250,332	250,332	3,916,400	3,666,068	6%	279,997
60 Payroll Taxes	17,592	17,592	273,300	255,708	6%	19,491
61 Workers Compensation	-	-	81,400	81,400	0%	-
62 Unemployment	-	-	900	900	0%	-
63 CalPERS	376,498	376,498	1,039,400	662,902	36%	439,289
64 OPEB Contributions	-	-	-	-	0%	-
65 EE & Retiree Health Insurance	73,130	73,130	1,059,500	986,370	7%	64,680
<b>66 TOTAL PERSONNEL EXPENSES</b>	<b>717,554</b>	<b>717,554</b>	<b>6,370,900</b>	<b>5,653,346</b>	<b>11%</b>	<b>803,457</b>
<b>67 TOTAL EXPENSES</b>	<b>2,299,938</b>	<b>2,299,938</b>	<b>22,673,600</b>	<b>20,373,662</b>	<b>10%</b>	<b>2,076,936</b>
<b>68 NET INCOME / (LOSS) - BEFORE DEBT SERVICE &amp; CAPITAL EXPENDITURES</b>	<b>220,273</b>	<b>220,273</b>	<b>6,908,800</b>	<b>6,688,527</b>	<b>3%</b>	<b>689,675</b>
69 Less: Total Debt Service	(1,775)	(1,775)	(716,200)	714,425	0%	(1,936)
70 Less: CalPERS (Bond Debt Savings)	-	-	(1,750,900)	1,750,900	0%	-
71 Less: Capital Expenses (Current Year)	-	-	(5,542,700)	5,542,700	0%	(48,539)
<b>72 CASH INCREASE / (DECREASE)</b>	<b>\$ 218,498</b>	<b>\$ 218,498</b>	<b>\$ (1,101,000)</b>	<b>\$ 1,319,498</b>		<b>\$ 639,200</b>

*\*No assurance is provided on these financial statements. The financial statements do not include a statement of cash flows. Substantially all disclosures required by accounting principles generally accepted in the United States are not included.*



## **Rowland Water District**

### **Profit & Loss Analysis and Variance Report**

**July 2022**

**1. OPERATING REVENUE**

2. Water Sales – volumetric water sales revenue from all customer types including residential, commercial, public, industrial, recycled and construction. YTD is trending at 9%.
3. Meter Charges – the fixed monthly base rate charged to water customers each month (includes all customer types). YTD is at 8%.
4. Customer Fees – various fees conditionally charged to customers such as penalties, new service connections, reconnections, backflow administration, cross connections, connections and recycled water checks/inspections. These types of fees are unpredictable in nature and can often trend over/under expected budget. YTD is at 16%.
5. Contract Income – contains revenues from tower lease contracts. YTD is currently at 7%.
6. RWD Labor Sales/Reimbursements – water sold on construction invoices, City of Industry labor sales and Pomona-Walnut-Rowland Joint Water Line Commission (PWR JWLC) treasurer fees. The frequency and amounts of these revenues are unknown and can occasionally trend over/under budget due to their unpredictable nature. YTD is at 7%.
7. Capacity Fees – fees imposed on any property or person requesting a new, additional or larger connection to the District's potable water system (fees vary by meter size). These receipts are uncertain and can trend over/under budget due to their unpredictable nature. YTD is currently at 2%.
8. Flow Tests – fire flow tests performed by District personnel to measure the volume of water available at a specific hydrant (\$350 per test). YTD is at 2%.
9. Return Check Fees – customers are charged a fee when the District is paid with insufficient funds checks and checks are returned by the bank. These receipts are uncertain and can trend over/under budget due to their unpredictable nature. YTD is currently at 23%.
10. Uncollectable – the District analyzes customer receivables at the end of each year and recognizes an expense equal to the estimated amount of cash that may not be collected. Uncollectable expense will be zero until assessed at year-end.

**11. TOTAL OPERATING REVENUE**

**12. NON-OPERATING REVENUE**

13. Property Taxes – includes tax contributions from the County of Los Angeles. YTD is at 3% since the bulk of receipts happen between December and May each year and can cause YTD % to trend over/under expected budget %.



## Rowland Water District

### Profit & Loss Analysis and Variance Report

July 2022

14. Shared Services – RWD is paid for extending Executive Director services to Bellflower-Somerset Mutual Water Company (provided by the General Manager of RWD). YTD is at 33% due to the unpredictable nature of shared services.
15. Interest Income – includes interest and dividends received on District investments. YTD is at 6%.
16. Miscellaneous Income – includes income from various sources such as recycling and refunds. YTD is low at 2% due to unpredictable nature of recycling revenues.
17. **TOTAL NON-OPERATING REVENUE**
18. **TOTAL REVENUES**
19. **OPERATING EXPENSES**
20. **SOURCE OF SUPPLY**
21. Water Purchases – Includes variable costs of potable water from Three Valleys Municipal Water District (TVMWD) and California Domestic Water Company (CalDomestic), and recycled water purchases from City of Industry and Walnut Valley Water District (WVWD). YTD is at 9%.
22. Pumping Power – the cost of electricity used for pumping water. YTD is at 9%.
23. Fixed Charges – includes fixed charges from TVMWD and CalDomestic. YTD is at 10%.
24. Chemicals – the cost of chemicals used to treat water sold to customers. YTD is at 9%.
25. **TOTAL SOURCE OF SUPPLY**
26. Maintenance of Water System – the costs of repairs and maintenance on elements of the District water system such as main lines, services, meters, reservoirs, valves, hydrants, and telemetry system. YTD is at 10%.
27. Service Contracts – includes costs for services such as billing printing and mailing, bulk paper shredding, copier leasing and services, landscaping, janitorial, uniforms, security system monitoring and maintenance, Caselle maintenance and support, Harmony renewal and other services. YTD is low at 6% due to timing of service contracts.
28. Assessments – operating costs billed to RWD for their share of the PWR JWLC, which is billed quarterly, and the Puente Basin Water Agency (PBWA), which is billed monthly. YTD can trend over/under budget due to the timing of billing. YTD is currently at 26% due to PBWA lease payments from July through December.



## Rowland Water District

### Profit & Loss Analysis and Variance Report

July 2022

- 29. Vehicle Expense – includes repair and maintenance costs for District vehicles as well as the cost of fuel. YTD can trend over/under budget due to the timing of truck maintenance and fuel purchases. YTD is currently at 8%.
- 30. Tools & Supplies – small tools and supplies used in the field. YTD can trend over/under budget due to the timing of tools and supplies. YTD is at 17%.
- 31. Equipment Expense – various costs incurred related to District equipment. YTD can trend over/under budget due to the timing of tools and supplies. YTD is at 45%.
- 32. Maintenance & Operations – various costs incurred for District maintenance and operations not directly related to the water system. YTD can trend over/under budget due to the timing of maintenance and operations. YTD is currently at 8%.
- 33. Engineering – general engineering costs related to District operations. YTD is high at 23% due to the cost of updating the hydraulic model.
- 34. Water Tests – laboratory testing and sampling of District water. YTD is at 9%.
- 35. Conservation – water conservation programs and efforts. There are no conservation expenses YTD.
- 36. Community Outreach – costs related to public relations and community outreach. YTD is at 6%.
- 37. **TOTAL OPERATING EXPENSES**
- 38. **ADMINISTRATIVE EXPENSES**
- 39. Liability Insurance – coverage through ACWA JPIA for the District insurance package. YTD is at 53% due to timing of insurance bill and budgeting method used.
- 40. IT Support Services – information technology support services. YTD is at 7%.
- 41. IT Licensing – includes costs for various software licenses. YTD is at 16% due to timing of IT licensing billing.
- 42. Director Expense – costs for director compensation and benefits. YTD is at 7% of budget.
- 43. Bank/Management Fees – includes various banking fees, Paymentus fees (for processing customer payments) and investment administrative fees. YTD is currently at 10%.
- 44. Legal Fees – legal costs related to RWD, PBWA and Public Water Agencies Group (PWAG). YTD is at 9%.



## Rowland Water District

### Profit & Loss Analysis and Variance Report

July 2022

45. Compliance – includes costs for State Water Resources Control Board (SWRCB) compliance, LA County property taxes, various employee certifications, District permits, and maintenance costs for equipment compliance. YTD is at 12%.
46. Auditing & Accounting – includes consulting services for complex accounting matters and annual audit assurance services related to District financial reporting. YTD is high at 31% due to the timing of audit billing.
47. Utility Services – costs related to office electricity, office phones, gas and district cell phones. YTD is at 4%.
48. Dues & Memberships – costs for district memberships, dues and subscriptions to various agencies such as the Water Education Foundation, Association of California Water Agencies, Urban Water Institute, California Special Districts Association and American Water Works Association. YTD is low at 3% due the timing of these billings.
49. Conference & Meetings – conference attendance and meeting expenses. There are no conference & meeting expenses due to timing of conference and meeting costs for District personnel.
50. Office Expenses – costs for office supplies, postage, printing and stationery. YTD is low at 3% due to timing of these expenses.
51. Seminars/Training – employee seminars and training. YTD is at 6%.
52. Miscellaneous Expense – includes costs for travel, books & subscriptions, and miscellaneous general expenses. YTD is at 2% due to the timing of these expenses.
53. **TOTAL ADMINISTRATIVE EXPENSES**
54. **PERSONNEL EXPENSES**
55. **WAGES**
56. Operations – wages expense (regular, standby, OT) attributable to Operations. YTD is low at 5% as the Director of Operations position is unfilled.
57. Distribution – wages expense (regular, standby, OT) attributable to Distribution. YTD is at 6%.
58. Administration – wages expense (regular) attributable to Administration. YTD is at 8%.
59. **TOTAL WAGES**
60. Payroll Taxes – employer payroll taxes paid by the District. YTD is trending at 6%.



## Rowland Water District

### Profit & Loss Analysis and Variance Report

July 2022

61. Workers Compensation – the District is billed quarterly for workers compensation insurance which can occasionally cause this line item to trend over/under expected budget. There are no workers compensation expenses YTD.
62. Unemployment – state unemployment insurance is paid quarterly which can cause this line to occasionally trend over/under expected budget. There are no unemployment expenses YTD.
63. CalPERS – includes retirement costs for employee pension plans through the California Public Employee Retirement System. Contributions are made monthly and an annual payment is made at the beginning of each fiscal year for the plan's unfunded accrued liability. YTD is high at 36% due to payment timing of the unfunded payment (\$ 340.3K paid in July 2022).
64. OPEB Contributions – includes retirement costs for other post-employment benefits that provides medical, dental and vision coverage. There will be no OPEB contributions for the current fiscal year as the Public Agency Retirement Services (PARS) trust is fully funded.
65. EE & Retiree Health Insurance – includes the cost of health, dental, vision, life, and disability insurance for current employees as well as health insurance for retired employees. YTD is at 7%.
66. **TOTAL PERSONNEL EXPENSES**
67. **TOTAL EXPENSES**
68. **NET INCOME / (LOSS) BEFORE DEBT SERVICE & CAPITAL EXPENSES** – Financially, the District has performed as expected through July 2022.
69. Less: Total Debt Service – includes interest and principal payments on outstanding District debt as well as related administrative expenses. Interest payments on outstanding debt are made twice per year (December/June) and principal payments occur annually in December.
70. Less: CalPERS (Bond Debt Savings) – includes bond debt refunding savings for paying down the CalPERS unfunded accrued liability. Payments will be made in December and June.
71. Less: Capital Expenses (Current-Year) – includes expenses related to current-year district projects and capital assets, excluding projects funded by bond proceeds (debt). There are no capital expenses YTD for current year's projects.
72. **CASH INCREASE / (DECREASE)**

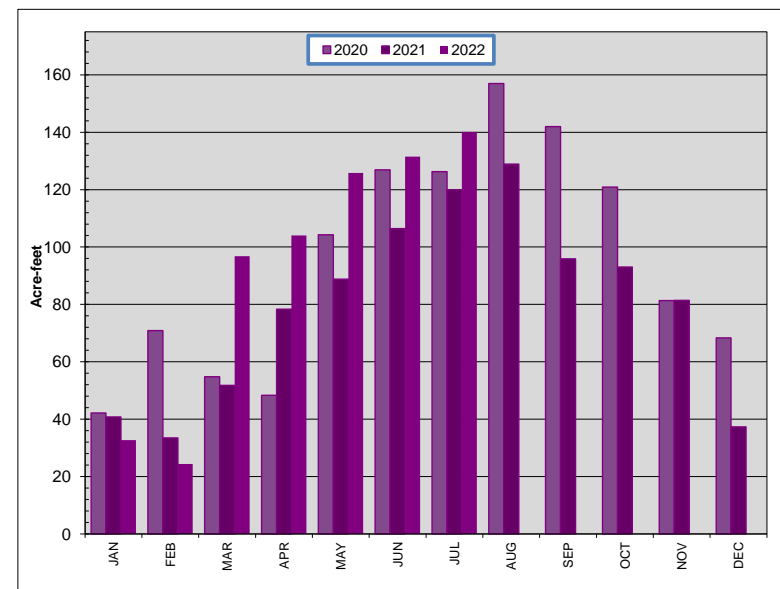
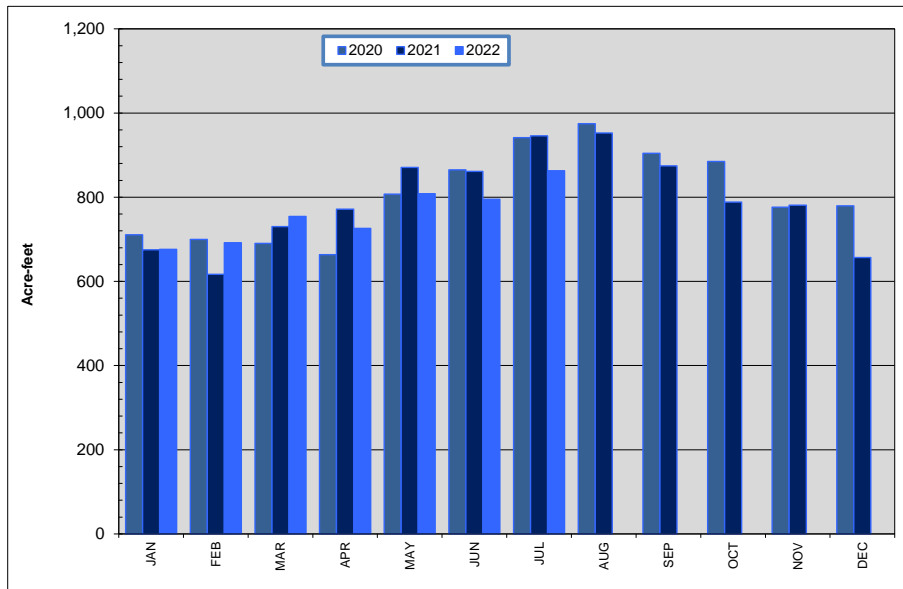


## Water Purchases for CY 2022 (Acre-feet)



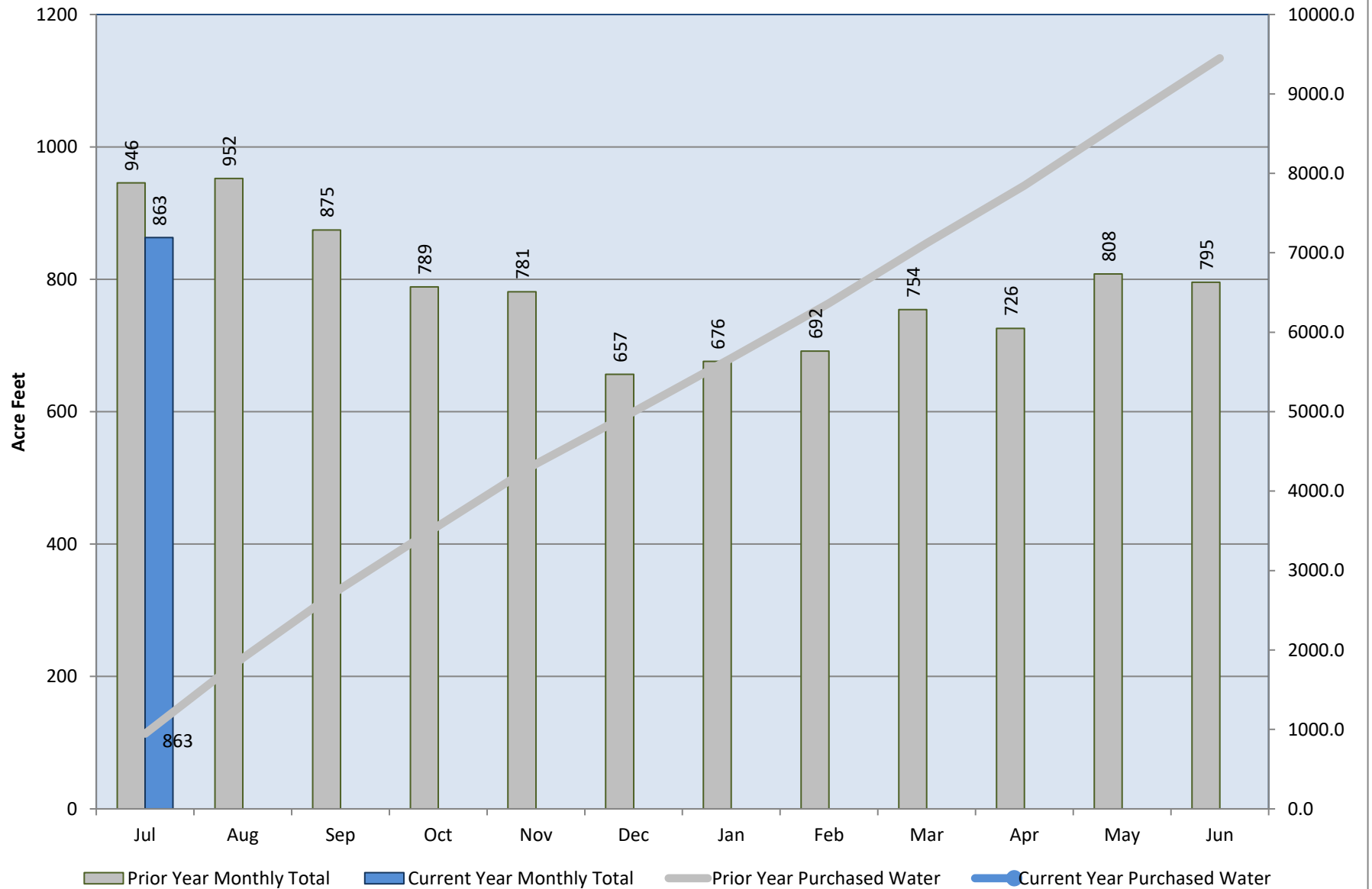
	POTABLE SYSTEM						
	WBS	LHH	PM-9	PM-22	JWL		TOTAL
					PM-15	Miramar	
JAN	173.8	0.0	0.0	228.3	133.5	140.3	675.9
FEB	56.8	0.0	0.0	222.6	391.9	20.4	691.7
MAR	0.0	0.0	0.0	236.0	347.6	170.5	754.1
APR	0.0	0.0	0.0	216.7	296.7	212.4	725.8
MAY	0.0	0.0	0.0	242.4	559.0	6.8	808.2
JUN	0.0	0.0	0.0	237.4	558.0	0.0	795.4
JUL	0.0	0.0	0.0	283.9	579.0	0.0	862.9
AUG							0.0
SEP							0.0
OCT							0.0
NOV							0.0
DEC							0.0
TOTAL	230.6	0.0	0.0	1,667.3	2,865.7	550.4	5,314.0

RECYCLED SYSTEM					TOTAL
Well 1	Wet Well	WVWD	Industry	Potable Make-up	
15.9	6.6	1.0	9.2	0.0	32.7
12.7	8.5	1.0	2.2	0.0	24.4
27.6	4.0	1.0	64.2	0.0	96.8
12.1	12.9	1.0	78.0	0.0	104.0
0.0	33.5	2.0	90.3	0.0	125.8
0.0	24.8	2.0	104.7	0.0	131.5
0.0	21.7	3.0	115.4	0.0	140.1
					0.0
					0.0
					0.0
					0.0
					0.0
68.3	112.0	11.0	464.0	0.0	655.3



# Potable Water Purchases For FY 2022-2023

(Acre-feet)





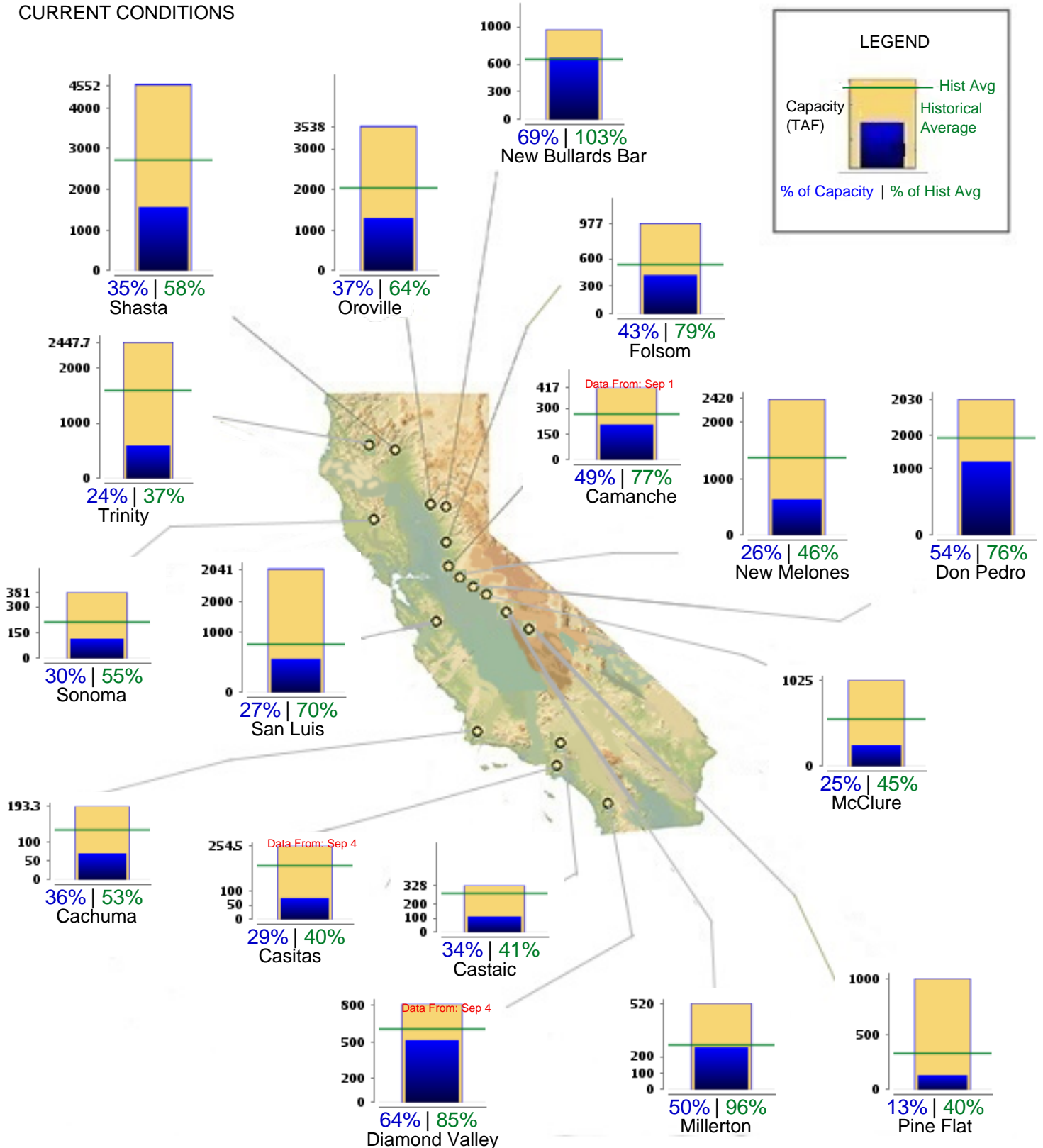


# CURRENT RESERVOIR CONDITIONS

## CALIFORNIA MAJOR WATER SUPPLY RESERVOIRS

Midnight - September 5, 2022

### CURRENT CONDITIONS





## August 2022-DIRECTOR REIMBURSEMENTS

Director	Date of Meeting/Event	Meeting/Event Attended	Reimbursement	No Charge	Additional Comments (Submit expense report if claiming mileage and/or meal reimbursement)
<b>Anthony J. Lima</b>					
	8/4/2022	PBWA Meeting (Webex)	\$185.00		
	8/9/2022	RWD Board Meeting	\$185.00		
	8/17/2022	TVMWD Board Meeting	\$185.00		Mileage
		<b>TOTAL PAYMENT</b>	<b>\$555.00</b>		
<b>John Bellah</b>					
	8/8/2022	GAC	\$185.00		
	8/9/2022	RWD Board Meeting	\$185.00		
	8/22/2022-8/24/2022	CSDA Annual Conference	\$555.00		Mileage
		<b>TOTAL PAYMENT</b>	<b>\$925.00</b>		
<b>Robert W. Lewis</b>					
	8/2/2022	ACWA Region 10 Program	\$185.00		Mileage
	8/4/2022	PBWA Meeting (Webex)	\$185.00		
	8/8/2022	GAC		X	
	8/9/2022	RWD Board Meeting	\$185.00		
	8/22/2022-8/24/2022	CSDA Annual Conference	\$555.00		Mileage
	8/31/2022	ACWA Region 8 Board Meeting	\$185.00		
		<b>TOTAL PAYMENT</b>	<b>\$1,295.00</b>		
<b>Szu Pei Lu-Yang</b>					
	8/9/2022	RWD Board Meeting	\$185.00		
	8/17/2022	TVMWD Board Meeting	\$185.00		
		<b>TOTAL PAYMENT</b>	<b>\$370.00</b>		
<b>Vanessa Hsu</b>					
	8/9/2022	RWD Board Meeting	\$185.00		
		<b>TOTAL PAYMENT</b>	<b>\$185.00</b>		

APPROVED FOR PAYMENT:

Tom Coleman



**RESOLUTION NO. 9-2022**

**ROWLAND WATER DISTRICT  
RESOLUTION ACCEPTING A GRANT OF PIPELINE AND WATER  
INFRASTRUCTURE EASEMENT FROM OLSON URBAN III – LA PUENTE 1, LLC**

**WHEREAS**, the Rowland Water District has been presented with a grant of permanent easement from Olson Urban III – La Puente 1, LLC for certain property described in the legal description in Exhibit A to this Resolution for a pipeline and related infrastructure and for ingress and egress in connection with such activity; and

**WHEREAS**, in November of 2020 the Los Angeles County Department of Regional Planning adopted a Mitigated Negative Declaration and approved the Rorimer & La Seda Residential Project.

**NOW, THEREFORE**, be it resolved by the Board of Directors that, pursuant to the Rorimer & La Seda Residential Project Mitigated Negative Declaration, the Rowland Water District hereby approves and adopts this Resolution authorizing the Rowland Water District to accept the grant of pipeline and water infrastructure easement attached as Exhibit A to this Resolution, which includes a specific legal description of the easement.

**PASSED, APPROVED, AND ADOPTED** at the regular meeting of the Board of Directors held September 13, 2022, by the following roll call vote:

AYES:

NOES:

ABSENT:

ABSTAIN:

---

**ANTHONY J. LIMA**

President

ATTEST:

---

**TOM COLEMAN**

General Manager

I certify that the forgoing Resolution is a true and correct copy of the Resolution of the Board of Directors of the Rowland Water District adopted on September 13, 2022.

---

**TOM COLEMAN**

General Manager/Board Secretary

**RECORDING REQUESTED BY:**

ROWLAND WATER DISTRICT

**AND WHEN RECORDED MAIL TO:**

ROWLAND WATER DISTRICT  
3021 FULLERTON ROAD  
ROWLAND HEIGHTS, CA 91748

With a copy to:  
Olson Urban III – La Puente 1, LLC  
Attn: General Counsel  
3010 Old Ranch Pkwy, Suite 100  
Seal Beach, CA 90740-2751

SPACE ABOVE THIS LINE FOR RECORDER'S USE

The undersigned grantor(s) declare(s)

DOCUMENTARY TRANSFER TAX \$ NONE per R&T 11911

- ☐ Computed on full value of property conveyed, or  
☐ Computed on full value less liens and encumbrances remaining at time of sale.  
☒ Unincorporated Area      ☐ City of Los Angeles County

**GRANT OF EASEMENT**

**Pipeline**

For valuable consideration, the receipt and sufficiency of which are hereby acknowledged, Olson Urban III – La Puente 1, LLC, a Delaware limited liability company (“**Grantor**”), hereby grants and conveys a permanent pipeline easement as more particularly described in **Exhibit A** and depicted on **Exhibit B** attached hereto (“**Easement**”) to ROWLAND WATER DISTRICT, a California special district (“**Grantee**”) for use of the Property to construct, reconstruct, install, replace, remove, repair, alter, operate, maintain, inspect and use, a pipeline or pipelines together with braces, connections, fastenings, communication cables and other appliances and fixtures in connection therewith or appurtenant thereto, for water purposes, and for ingress and egress in connection with the exercise of any of the foregoing rights subject to all of the terms and conditions hereof.

**TERMS AND CONDITIONS**

1. This Easement includes the right to access, inspect, alter, remove, replace, reconstruct and repair pipelines and other appurtenances constructed in said Easement, the right to mark the Easement by suitable markers set and maintained in the ground at locations which shall not interfere with such reasonable use as Grantor shall make of the Easement. Such rights described herein shall include Grantee’s agents, contractors, employees, representatives, licensees, subcontractors, workmen, or assigns.

2. Grantee shall also have the right to temporarily use an additional twenty (20) feet of the Grantor’s land adjacent to the Easement (the “**Property**”) as may be reasonably necessary during the construction, installation, maintenance and/or repair of said pipeline(s) for proper access

to the work site. Grantee acknowledges that the easement area lying between the existing structures shown on Exhibit B, Legal Depiction as Buildings 7 and 8, and 10 and 11, does not allow for an area of twenty (20) feet of adjacent land for temporary use, and Grantee's right of use is therefore limited to the easement area between those buildings.

3. It is understood and agreed that the easement hereby granted is subject to the right of Grantor, and its successors and assigns, to use the land within said easement and right of way, including the installation of a boundary wall, sidewalk, streets, landscaping and landscape irrigation facilities, to the extent that such use is compatible with the full and free exercise of said easement and right of way by Grantee, provided however, that no building structures shall be constructed upon, across or over said easement and right of way. If the surface of the land within said easement, or any portion thereof, or any landscaping or other improvements thereon shall be disturbed by Grantee for operation, maintenance, and repair of a pipeline located within said easement, Grantee shall promptly restore the surfaces improvements to the condition existing immediately prior to such disturbance

4. The pipelines and other appurtenances shall at all times remain the property of Grantee notwithstanding the same may be annexed or affixed to the Property, and shall at any time and from time to time be removable, in whole or in part, by Grantee, its successors and assigns.

5. Grantee shall be solely responsible for the maintenance and repair of the pipeline(s) and any other facilities related to the pipeline operation within the easement. Grantee shall only access the easement for any such periodic maintenance and repair, within the area depicted on Exhibit "B". Except in the event of an emergency, as defined below, access for such maintenance and repair shall occur only between 8:00 a.m. and 5:00 p.m., Monday through Friday (excluding holidays), with such times and days being subject to additional regulations and restrictions on which such work can be performed imposed by governmental and quasi-governmental agencies or any future common interest development association having jurisdiction over Grantor's Property. In the event emergency repairs of the pipeline and/or facilities related to the pipeline operations are required, Grantee shall undertake to perform such repairs in an expedient manner, but no later than 24 hours after Grantee has notice of the emergency. Grantee shall notify Grantor or its successors when such emergency work is completed. The term "emergency" shall mean a sudden, unexpected occurrence or circumstance that constitutes or results in an imminent threat to life, health, safety, property, or security, including, but not limited to, an event or circumstance that results in water flowing out of the pipeline improvements at rates sufficient to migrate beyond the boundaries of the Easement Area.

6. Grantee shall have the further right to retain said pipeline(s) in and at their respective existing locations and/or depth(s) for the duration of the Easement, i.e., the location and/or depth thereof as provided herein and as constructed by Grantee, without being required by Grantor to relocate or lower said pipeline(s) in connection with any surface or subsurface work or improvement; provided that Grantor may request Grantee to relocate and/or lower said pipeline(s) to another location and/or depth on Grantor's Property which is compatible with Grantee's operations, provided Grantor pays the entire cost of such relocation and/or lowering; provided further that, if Grantor so requests the relocation of said pipeline(s) to a location outside the Easement, Grantor shall, at its sole cost, provide to Grantee a replacement easement for said pipeline(s) of the same width as the Easement and containing the same terms and conditions as are herein provided.

7. In order to assure the Easement cannot be eliminated through foreclosure or other enforcement of an existing mortgage, deed of trust, lien or judgment of record, Grantor agrees that the holders of any such mortgages, deeds of trust, judgments or liens shall subordinate their respective interests to the Easement in accordance with the provisions set forth in that certain Consent to Easement attached hereto as **Exhibit C**.

8. Grantee shall use due care in the construction, operation and maintenance of said pipeline(s), fixtures and appurtenances. Grantee shall protect the Easement, and the adjacent Property of Grantor, from damaged caused, in whole or in part, by acts or omissions of Grantee, its employees, agents, representatives, licensees, contractors, subcontractors, workmen, and assigns. Grantee shall, at its sole cost and expense, repair any damage to the Property resulting from Grantee's improper use of the Easement.

IN WITNESS WHEREOF, Grantor has caused this instrument to be executed this \_\_\_\_ day of \_\_\_\_\_, 2022.

GRANTOR:

Olson Urban III – La Puente 1, LLC  
a Delaware limited liability company  
Sole Member

By: OLSON URBAN VENTURES III, LLC  
a Delaware limited liability company  
Sole Member

By: OLSON URBAN HOUSING, LLC  
a Delaware limited liability company  
Operating Member

By: IN TOWN LIVING, INC.  
a Delaware corporation  
Managing Member

By: Thomas Moore  
Name: THOMAS MOORE  
Title: VICE PRESIDENT

By: William Holford  
Name: William Holford  
Title: William Holford  
**President Olson Communities**

GRANTEE:

ROWLAND WATER DISTRICT  
a California special district

By: \_\_\_\_\_  
Name: \_\_\_\_\_  
Title: \_\_\_\_\_



**CALIFORNIA ALL-PURPOSE ACKNOWLEDGMENT**

**CIVIL CODE § 1189**

A notary public or other officer completing this certificate verifies only the identity of the individual who signed the document to which this certificate is attached, and not the truthfulness, accuracy, or validity of that document.

State of California )  
County of Orange )

On August 1, 2022 before me, Valerie Weisel, Notary Public,  
Date Here Insert Name and Title of the Officer  
personally appeared Thomas Moore and William Holford  
Name(s) of Signer(s)

who proved to me on the basis of satisfactory evidence to be the person(s) whose name(s) is/are subscribed to the within instrument and acknowledged to me that he/she/they executed the same in his/her/their authorized capacity(ies), and that by his/her/their signature(s) on the instrument the person(s), or the entity upon behalf of which the person(s) acted, executed the instrument.

I certify under PENALTY OF PERJURY under the laws of the State of California that the foregoing paragraph is true and correct.

WITNESS my hand and official seal.



Signature Valerie Weisel  
Signature of Notary Public

Place Notary Seal Above

**OPTIONAL**

Though this section is optional, completing this information can deter alteration of the document or fraudulent reattachment of this form to an unintended document.

**Description of Attached Document**

Title or Type of Document: \_\_\_\_\_  
Document Date: \_\_\_\_\_ Number of Pages: \_\_\_\_\_  
Signer(s) Other Than Named Above: \_\_\_\_\_

**Capacity(ies) Claimed by Signer(s)**

Signer's Name: \_\_\_\_\_  
☐ Corporate Officer — Title(s): \_\_\_\_\_  
☐ Partner — ☐ Limited ☐ General  
☐ Individual ☐ Attorney in Fact  
☐ Trustee ☐ Guardian or Conservator  
☐ Other: \_\_\_\_\_  
Signer Is Representing: \_\_\_\_\_

Signer's Name: \_\_\_\_\_  
☐ Corporate Officer — Title(s): \_\_\_\_\_  
☐ Partner — ☐ Limited ☐ General  
☐ Individual ☐ Attorney in Fact  
☐ Trustee ☐ Guardian or Conservator  
☐ Other: \_\_\_\_\_  
Signer Is Representing: \_\_\_\_\_

EXHIBIT A  
LEGAL DESCRIPTION



## EXHIBIT 1 – LEGAL DESCRIPTION

REAL PROPERTY IN THE CITY OF UNINCORPORATED, COUNTY OF LOS ANGELES, STATE OF CALIFORNIA, DESCRIBED AS FOLLOWS:

PARCEL 1: (PORTION OF APN: 8726-002-015)

THE NORTHERLY 60 FEET, MEASURED ALONG THE WESTERLY LINE OF THAT PORTION OF LOT 4 OF TRACT NO. 3316, IN THE COUNTY OF LOS ANGELES, STATE OF CALIFORNIA, AS PER MAP RECORDED IN BOOK 36, PAGE(S) 39 AND 40 OF MAPS, IN THE OFFICE OF THE COUNTY RECORDER OF SAID COUNTY, DESCRIBED AS FOLLOWS:

COMMENCING AT THE NORTHWESTERLY CORNER OF SAID LOT 4; THENCE ALONG THE NORTHERLY LINE OF SAID LOT, SOUTH 78° 59' 30" EAST 744.04 FEET TO THE SOUTHEASTERLY CORNER OF LOT 3 OF SAID TRACT NO. 3316; THENCE ALONG THE SOUTHERLY PROLONGATION OF THE EASTERLY LINE OF SAID LOT 3, SOUTH 4° 24' 30" WEST 903.40 FEET; THENCE ALONG A LINE PARALLEL WITH SAID NORTHERLY LINE, NORTH 88° 59' 30" WEST 594.85 FEET TO THE TRUE POINT OF BEGINNING; THENCE PARALLEL WITH THE WESTERLY LINE OF SAID LOT, NORTH 4° 22' 45" EAST 294.89 FEET, MORE OR LESS, TO A LINE PARALLEL WITH SAID NORTHERLY LINE WHICH PASSES THROUGH A POINT IN SAID SOUTHERLY PROLONGATION OF THE EASTERLY LINE OF SAID LOT 3, DISTANT SOUTHERLY THEREON 608.53 FEET, FROM THE SOUTHEASTERLY CORNER OF SAID LOT 3; THENCE ALONG SAID LAST MENTIONED PARALLEL LINE NORTH 78° 59' 30" WEST 148.73 FEET, MORE OR LESS, TO SAID WESTERLY LINE; THENCE ALONG SAID WESTERLY LINE, SOUTH 4° 22' 45" WEST 294.89 FEET TO A LINE PARALLEL WITH SAID NORTHERLY LINE WHICH PASSES THROUGH THE TRUE POINT OF BEGINNING; THENCE ALONG SAID LAST MENTIONED PARALLEL LINE, SOUTH 79° 59' 30" EAST 148.73 FEET TO THE TRUE POINT OF BEGINNING.

EXCEPT THEREFROM THE "PRECIOUS METALS AND ORES" THEREOF, AS EXCEPTED FROM THE PARTITION BETWEEN JOHN ROWLAND, SR. AND WILLIAM WORKMAN, IN THE PARTITION DEED RECORDED IN BOOK 10, PAGE(S) 39 OF DEEDS.

PARCEL 2: (PORTION OF APN: 8726-002-015)

THAT PORTION OF LOT 4 OF TRACT NO. 3316, AS PER MAP RECORDED IN BOOK 36, PAGE(S) 39 OF MAPS, IN THE OFFICE OF THE COUNTY RECORDER OF SAID COUNTY, DESCRIBED AS FOLLOWS:

COMMENCING AT THE NORTHWEST CORNER OF SAID LOT 4; THENCE ALONG THE NORTHERLY LINE OF SAID LOT, SOUTH 78° 59' 30" EAST 744.04 FEET TO SOUTHEASTERLY CORNER OF LOT 3 OF SAID TRACT NO. 3316; THENCE ALONG THE SOUTHERLY PROLONGATION OF THE EASTERLY LINE OF SAID LOT 3, SOUTH 04° 24' 30" WEST 903.40 FEET; THENCE ALONG A LINE PARALLEL WITH THE NORTHERLY LINE, NORTH 78° 59' 30" WEST 446.12 FEET TO THE TRUE POINT OF BEGINNING; THENCE PARALLEL WITH SAID SOUTHERLY PROLONGATION NORTH 4° 24' 30" EAST 294.87 FEET; THENCE PARALLEL WITH THE NORTHERLY LINE NORTH 78° 59' 30" WEST 148.73 FEET TO THE NORTHEAST CORNER OF LAND DESCRIBED IN THE DEED TO ELDA W. POPOFF, RECORDED DECEMBER 14, 1948 IN BOOK 28947, PAGE(S) 262 OFFICIAL RECORDS; THENCE ALONG THE EASTERLY LINE OF SAID LAND OF POPOFF, SOUTH 4° 22' 45" WEST 294.89 FEET TO A LINE PARALLEL WITH SAID NORTHERLY LINE WHICH PASSES THROUGH THE TRUE POINT OF BEGINNING; THENCE ALONG SAID LAST MENTIONED PARALLEL LINE, SOUTH 78° 59' 30" EAST 148.73 FEET TO THE TRUE POINT OF BEGINNING.

EXCEPT THEREFROM THE "PRECIOUS METALS AND ORES" THEREOF, AS EXCEPTED FROM THE PARTITION BETWEEN JOHN ROWLAND, SR. AND WILLIAM WORKMAN, IN THE PARTITION DEED RECORDED IN BOOK 10, PAGE(S) 39 OF DEEDS.

PARCEL 3: (APN: 8726-002-016)

THAT PORTION OF LOT 4 OF TRACT NO. 3316, AS PER MAP RECORDED IN BOOK 36, PAGE(S) 39 AND 40 OF MAPS, IN THE OFFICE OF THE COUNTY RECORDER OF SAID COUNTY.

COMMENCING AT THE NORTHWESTERLY CORNER OF LOT 4; THENCE ALONG THE NORTHERLY LINE OF SAID LOT, SOUTH 78° 59' 30" EAST 744.04 FEET TO THE SOUTHEASTERLY CORNER OF SAID LOT 3 OF SAID TRACT NO. 3316, THENCE ALONG THE SOUTHERLY PROLONGATION OF THE EASTERLY LINE OF SAID LOT 3, SOUTH 4° 24' 30" WEST 903.40 FEET; THENCE ALONG A LINE PARALLEL WITH SAID NORTHERLY LINE, NORTH 78° 59' 30" WEST 297.46 FEET TO THE TRUE POINT OF BEGINNING, THENCE PARALLEL WITH SAID SOUTHERLY PROLONGATION, NORTH 4° 24' 30" EAST 294.87 FEET; THENCE PARALLEL WITH SAID NORTHERLY LINE, NORTH 78° 59' 30" WEST 148.66 FEET TO THE NORTHEASTERLY CORNER OF THE LAND DESCRIBED IN THE DEED TO SYLVIA MARIE KELLY RECORDED AUGUST 26, 1955 AS DOCUMENT NO. 3978, IN BOOK 48777, PAGE(S) 4 OF OFFICIAL RECORDS; THENCE ALONG THE EASTERLY LINE OF SAID LAND SOUTH 4° 24' 30" WEST 294.87 FEET TO A LINE PARALLEL WITH SAID NORTHERLY LINE AND WHICH PASSES THROUGH THE TRUE POINT OF BEGINNING; THENCE ALONG SAID PARALLEL LINE SOUTH 78° 59' 30" EAST 148.66 FEET TO THE TRUE POINT OF BEGINNING.

EXCEPT THEREFROM THE "PRECIOUS METALS AND ORES" THEREOF, AS EXCEPTED FROM THE PARTITION BETWEEN JOHN ROWLAND, SR. AND WILLIAM WORKMAN, IN THE PARTITION DEED RECORDED IN BOOK 10, PAGE(S) 39 OF DEEDS.

PARCEL 4:

AN EASEMENT FOR ROAD PURPOSES OVER THE SOUTHERLY 20 FEET OF THAT PORTION OF LOT 4 OF TRACT NO. 3316. AS PER MAP RECORDED IN BOOK 36, PAGE 39 OF MAPS, IN THE OFFICE OF THE COUNTY RECORDER OF SAID COUNTY, AS GRANTED IN A DEED RECORDED AUGUST 26, 1955 AS INSTRUMENT NO. 3978, DESCRIBED AS FOLLOWS:

COMMENCING AT THE NORTHWESTERLY CORNER OF SAID LOT 4; THENCE ALONG THE NORTHERLY LINE OF SAID LOT, SOUTH 78° 59' 30" EAST 744.04 FEET TO THE SOUTHEASTERLY CORNER OF LOT 3 OF SAID TRACT NO. 3316,

THENCE ALONG THE SOUTHERLY PROLONGATION OF THE EASTERLY LINE OF SAID LOT 3; SOUTH 4° 24' 30" WEST 903.40 FEET; THENCE ALONG A LINE PARALLEL WITH SAID NORTHERLY LINE, NORTH 78° 59' 30" WEST 594.85 FEET TO THE TRUE POINT OF BEGINNING;

THENCE PARALLEL WITH THE WESTERLY LINE OF SAID LOT, NORTH 4° 22' 45" EAST 294.89 FEET, MORE OR LESS, TO A LINE PARALLEL WITH SAID NORTHERLY LINE WHICH PASSES THROUGH A POINT IN SAID SOUTHERLY PROLONGATION OF THE EASTERLY LINE OF SAID LOT 3, DISTANT SOUTHERLY THEREON 608.53 FEET FROM THE SOUTHEASTERLY CORNER OF SAID LOT 3,

THENCE ALONG SAID LAST MENTIONED PARALLEL LINE NORTH 78° 59' 30" WEST 148.73 FEET MORE OR LESS, TO SAID WESTERLY LINE;

THENCE ALONG SAID WESTERLY LINE SOUTH 4° 22' 45" WEST 294.89 FEET TO A LINE PARALLEL WITH SAID NORTHERLY LINE WHICH PASSES THROUGH THE TRUE POINT OF

BEGINNING;

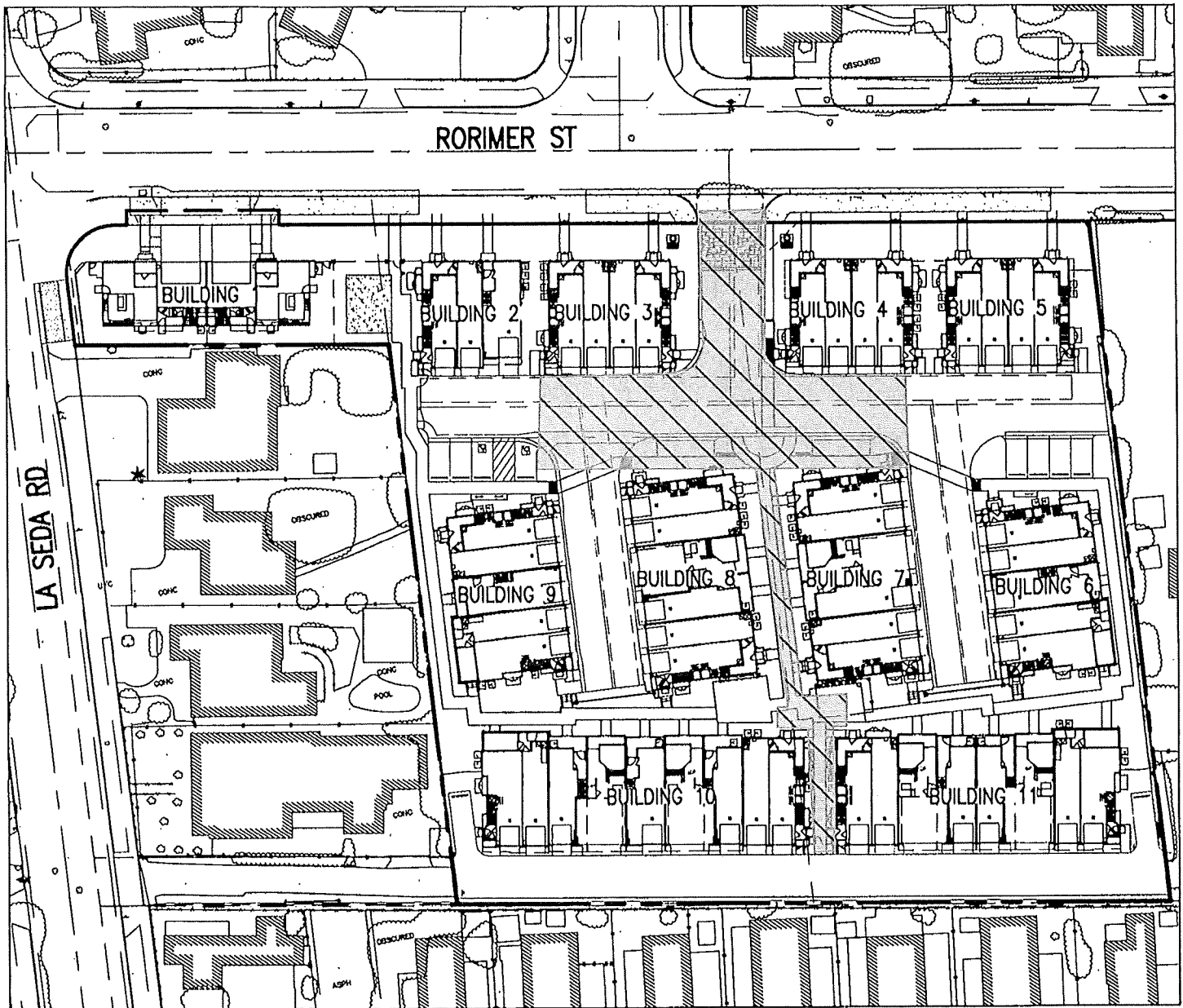
THENCE ALONG SAID LAST PARALLEL LINE SOUTH  $78^{\circ} 59' 30''$  EAST 148.73 FEET TO THE TRUE  
POINT OF BEGINNING.

EXHIBIT B  
LEGAL DEPICTION

# EXHIBIT B

## ONSITE IMPROVEMENT PLAN

### TRACT NO. 82836



SCALE: 1" = 60'



EXHIBIT C  
CONSENT TO EASEMENT

**RECORDING REQUESTED BY**  
First American Title Company

**AND WHEN RECORDED MAIL  
DOCUMENT TO:**

Olson Urban III- La Puente 1, LLC  
Attn: General Counsel  
3010 Old Ranch Parkway, Suite 100  
Seal Beach, CA 90740-2751

APNs: \_\_\_\_\_

**Space Above This Line For Recorder's Use Only**

**CONSENT AND SUBORDINATION**

The undersigned (the "Beneficiary") holds the beneficial interest as administrative agent for itself and other lenders under that certain note and deed of trust executed by Olson Urban III - La Puente 1, LLC, a Delaware limited liability company, as Trustor(s), and under which TRSTE, Inc., a Virginia corporation is Trustee, said deed of trust being recorded on December 9, 2021 as Instrument No. 20211826152 in the Official Records of Los Angeles County (the "Deed of Trust") encumbering that certain real property located in the County of Los Angeles, State of California and which is more particularly described in Exhibit "A" attached hereto and incorporated by reference. Beneficiary hereby consents to and approves the creation of that certain Deed of Easement recorded on \_\_\_\_\_, 2022 as Instrument No. \_\_\_\_\_, in the Official Records of Los Angeles County (the "Easement") and further declares that the Deed of Trust is hereby made subject and subordinate to the Easement.

Dated: August 22, 2022

Wells Fargo Bank, National Association, as Administrative Agent

By: Cynthia Hanselman

Name: CYNTHIA HANSELMAN

Title: DIRECTOR

\* See attached California All-Purpose Certificate of Acknowledgment



# CALIFORNIA ALL-PURPOSE CERTIFICATE OF ACKNOWLEDGMENT

A notary public or other officer completing this certificate verifies only the identity of the individual who signed the document to which this certificate is attached, and not the truthfulness, accuracy, or validity of that document.

State of California

County of Orange

On August 22, 2022 before me, Frank Gilliam, Notary Public,  
(Here insert name and title of the officer)

personally appeared Cynthia Hanselman,

who proved to me on the basis of satisfactory evidence to be the person(s) whose name(s) is/are subscribed to the within instrument and acknowledged to me that he/she/they executed the same in his/her/their authorized capacity(ies), and that by his/her/their signature(s) on the instrument the person(s), or the entity upon behalf of which the person(s) acted, executed the instrument.

I certify under PENALTY OF PERJURY under the laws of the State of California that the foregoing paragraph is true and correct.

WITNESS my hand and official seal.

Frank Gilliam  
Signature of Notary Public

(Notary Seal)



## ADDITIONAL OPTIONAL INFORMATION

### DESCRIPTION OF THE ATTACHED DOCUMENT

(Title or description of attached document)

(Title or description of attached document continued)

Number of Pages \_\_\_\_\_ Document Date \_\_\_\_\_

(Additional information)

### CAPACITY CLAIMED BY THE SIGNER

- ☐ Individual (s)  
☐ Corporate Officer

(Title)

- ☐ Partner(s)  
☐ Attorney-in-Fact  
☐ Trustee(s)  
☐ Other \_\_\_\_\_

### INSTRUCTIONS FOR COMPLETING THIS FORM

Any acknowledgment completed in California must contain verbiage exactly as appears above in the notary section or a separate acknowledgment form must be properly completed and attached to that document. The only exception is if a document is to be recorded outside of California. In such instances, any alternative acknowledgment verbiage as may be printed on such a document so long as the verbiage does not require the notary to do something that is illegal for a notary in California (i.e. certifying the authorized capacity of the signer). Please check the document carefully for proper notarial wording and attach this form if required.

- State and County information must be the State and County where the document signer(s) personally appeared before the Notary public for acknowledgment.
- Date of notarization must be the date that the signer(s) personally appeared which must also be the same date the acknowledgment is completed.
- The notary public must print his or her name as it appears within his or her commission followed by a comma and then your title (notary public).
- Print the name(s) of document signer(s) who personally appear at the time of notarization.
- Indicate the correct singular or plural forms by crossing off incorrect forms (i.e. he/she/they- is /are ) or circling the correct forms. Failure to correctly indicate this information may lead to rejection of document recording.
- The notary seal impression must be clear and photographically reproducible. Impression must not cover text or lines. If seal impression smudges, re-seal if a sufficient area permits, otherwise complete a different acknowledgment form.
- Signature of the notary public must match the signature on file with the office of the county clerk.
  - ❖ Additional information is not required but could help to ensure this acknowledgment is not misused or attached to a different document.
  - ❖ Indicate title or type of attached document, number of pages and date.
  - ❖ Indicate the capacity claimed by the signer. If the claimed capacity is a corporate officer, indicate the title (i.e. CEO, CFO, Secretary).
- Securely attach this document to the signed document





## Rowland Water District – Board Report

September 13, 2022



### Customer Communications

- Drought/Water Supply Restrictions Messaging
- District Fact Sheet
- Upper Feeder Shutdown – MWD/TVMWD joint messaging
- Buckboard Days
- Little Free Library




### District Outreach

- Drought Series – Phase Two
  - Article #1 (infrastructure) complete; submitted across California
  - Article #2 (recycled water) under review
- Revised Board Member Profiles; LAFCO statement support
- AMI Completion



### Advertising & Web Enhancements

- Updated videos and sliders
- Created Buckboard Days Ads & Banners





## Press Releases/Earned Media

- Little Library
- Drought Series
- Upper Feeder Shutdown



## Industry Press & Relations

- Little Library



AUG 9, 2022 | MEMBER SUBMITTED NEWS

### **DISTRICT'S WATER- THEMED LITTLE FREE LIBRARY IS STOCKED AND READY TO USE**

by Rowland Water District

ROWLAND HIEGHTS –Rowland Water District (RWD) officially launched its Little Free Library on August 1 in a unique, hand-crafted metal [...]

[READ MORE](#)



Upper Feeder Shutdown:

<https://www.sgvtribune.com/2022/08/15/4-million-la-county-residents-asked-to-not-water-outdoors-for-2-weeks-beginning-sept-6/>

SAN GABRIEL VALLEY TRIBUNE



NEWS • News

## 4 million LA County residents asked not to water outdoors for 2 weeks — and many San Gabriel Valley communities are included

No-sprinkle request also affects communities in LA's Westside, the South Bay and Long Beach areas, and the Pomona Valley — and one part of the San Fernando Valley



By **CITY NEWS SERVICE** | [news@socalnews.com](mailto:news@socalnews.com) |  
PUBLISHED: August 15, 2022 at 1:44 p.m. | UPDATED: August 16, 2022 at 8:52 a.m.







## **Community Outreach Update | September 13, 2022 Board Meeting**

**SOCIAL MEDIA:** #DiscoverRWD #RowlandConnections #RWDeducation #WaterFacts

The District regularly posts updates on District information, conservation, education, and water-related tips utilizing the national hashtag holiday calendar. These posts are shared on Twitter, Instagram, Facebook, LinkedIn, and YouTube when necessary. See below for our social media engagement.

### **Twitter (August 1, 2022-September 6, 2022)**

Measurement	Total
Followers	727
Tweets	23
Tweet Impressions	2,764
Profile Visits	607
Mentions	6

### **Twitter Top Performing Post:**



**Rowland Water District @RowlandWater**

🐦 RWD is excited to bring our customers the Front Yard Landscape Makeover Program! Customers chosen will receive an entire new drought tolerant landscape and can choose from 3 different designs. 🏡🌱

✅ Customers interested should apply at <https://bit.ly/3AJDQLc>.

#DiscoverRWD pic.twitter.com/mwXmEwxs9I

Impressions	121
Total engagements	5
Link clicks	3
Retweets	1
Likes	1

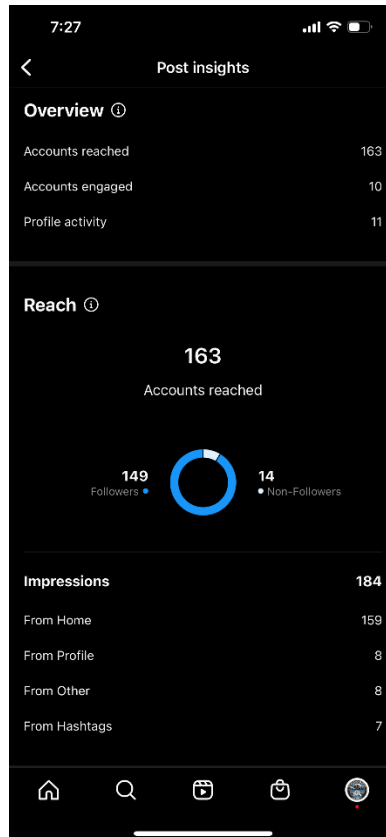
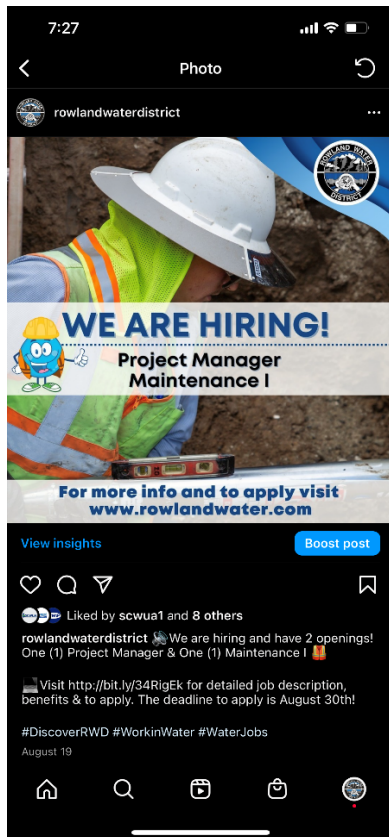




### Instagram (August 1, 2022-September 6, 2022)

Measurement	Total
Total Posts	18
Total Followers	1,092
Post Engagement	140
Impressions (Total number of times post have been seen)	2,085
Profile Impressions	5,554

### Instagram Top Performing Post:





**WEBSITE (August 1, 2022-September 6, 2022)**

Measurement	Total
Users	6,520
New Users	5,379
Returning Visitor	2,138
Pageviews	22,849

**CONSTANT CONTACT-(electronic information sent to customer emails)**

**Total Active Contacts-11,366**

August 9- Little Free Library: 42% open rate

August 18- Upper Feeder Shutdown: 53% open rate

August 24- Front Yard Landscape Makeover Program: 46% open rate

**EDUCATION OUTREACH:**

- Rowland Water District launched the Front Yard Landscape Makeover Program August 23rd. Mrs. Gildea advertised this program to the community via the website, bill insert, bill message, lobby flyer handout, social media, and an e-blast.



- Rowland Water District launched the CET Splash Cash Program (previously known as EduBucks), the 4<sup>th</sup> Grade Mini Science Challenge and the 5<sup>th</sup>-6<sup>th</sup> Grade Mini Solar Challenge to RUSD schools via letters, social media, and direct email.
- Staff continues attending monthly Conservation and Education Team (CET) meetings.
- Staff continues attending Metropolitan Water District (MWD) education and Water Use Efficiency (WUE) meetings.

**Admission Fee:**  
**\$30.00 due at time of**  
**reservation**  
**(checks only)**

**Please note, no payments**  
**will be accepted at the door**  
**& no refunds or credits will**  
**be issued to absentees**

**Event Date:**  
**Thursday October 13, 2022**

**Time:**  
**7:30 - 9:00 a.m.**

**Location:**  
**Mountain Meadows Golf**  
**Course**  
**1875 Fairplex Dr.**  
**Pomona, CA 91768**



## **October 2022**

## **Leadership**

## **Breakfast**



### **Contact us**

**Three Valleys Municipal Water**  
**District**  
**1021 E. Miramar Ave.**  
**Claremont, CA 91711**  
**909-621-568**  
**<https://www.threevalleys.com>**

Three Valleys Municipal  
Water District's mission is to  
supplement and enhance  
local water supplies to meet  
our region's needs in a  
reliable and cost-effective  
manner.

# Bill Hasencamp



---

**Manager of Colorado  
River Resources -  
Metropolitan Water  
District of Southern  
California**

Bill has been with Metropolitan for 20 years, negotiating transfer agreements with irrigation districts, exchange agreements, and funding new water supply projects to augment Metropolitan's Colorado River Supplies. Bill is one of California's representatives to the Colorado River Salinity Control Forum. Bill's hobbies include long distance bicycle touring, which led him on a three-month bicycle ride across the United States.



We look forward to seeing you at this years captivating and informative presentation "Critical Conditions on the Colorado River: Can We Avoid Falling to Deadpool?".


Please RSVP to this event by September 29, 2022 at 909-621-5568 or by email at [mturner@tvmwd.com](mailto:mturner@tvmwd.com)



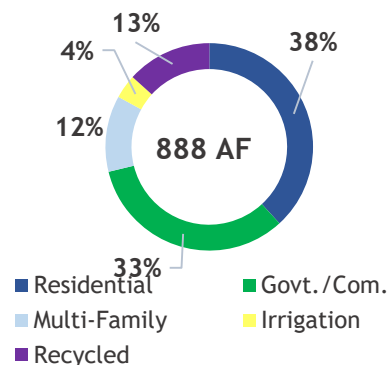


# ROWLAND WATER DISTRICT FINANCIAL DASHBOARD

## July 31, 2022



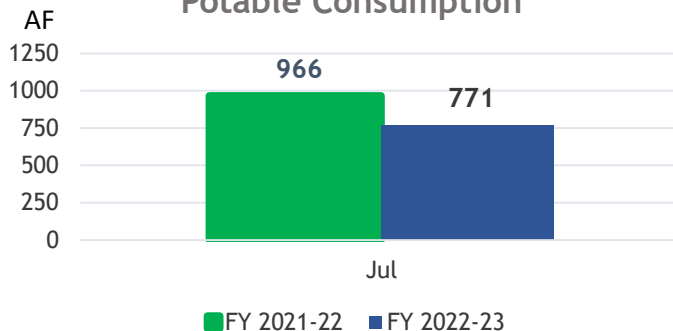
### Consumption by Class 1



80% of Prior Year

8% of Budget 2

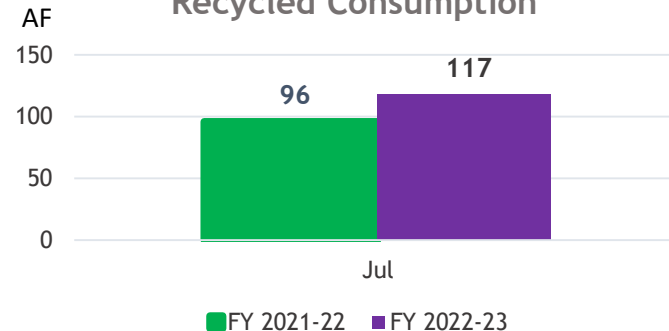
### Potable Consumption



123% of Prior Year

11% of Budget 3

### Recycled Consumption



YTD Revenue  
Annual Budget

\$2,520,211  
\$29,582,400

9% 4

YTD Expense  
Annual Budget

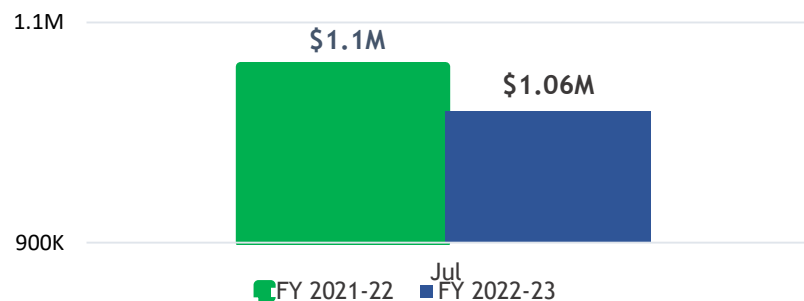
\$2,299,938  
\$22,673,600

10% 5

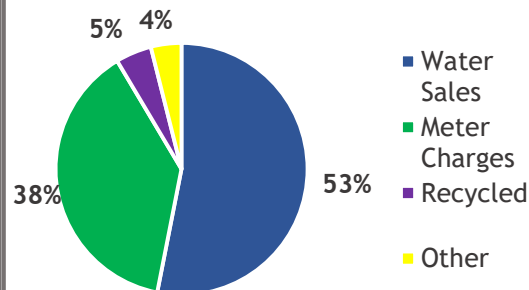
YTD Water Purchases  
of \$1.0 M

44% of YTD Expense

### Water Purchases 6



### Revenues by Category 7



### CIP Completion 8

